




The supply chain solution for clean metals



GOGN
LISTED
NYSE

Lifezone Metals Business Combination with GoGreen Investments

December 13, 2022

Disclaimer

This presentation (together with oral statements made in connection herewith, this “Presentation”) is provided for informational purposes only and has been prepared to assist interested parties in a proposed private placement in making their own evaluation with respect to a potential business combination between Lifezone Holdings Limited (“Lifezone”, “Lifezone Metals” or the “Company”) and GoGreen Investments Corporation (“GoGreen”) and related transactions (the “Proposed Business Combination”) and for no other purpose. This Presentation does not constitute an offer to sell, a solicitation of an offer to buy, or a recommendation to purchase any equity, debt or other financial instruments of Lifezone or GoGreen.

By accepting this Presentation, you acknowledge and agree that all of the information contained herein or disclosed orally during this Presentation is confidential, that you will not distribute, reproduce, disclose or use such information for any purpose other than for the purpose of you and your firm’s participation in the potential financing, that you will not distribute, reproduce, disclose or use such information in any way detrimental to Lifezone or GoGreen, and that you will return to Lifezone and GoGreen, delete or destroy this Presentation upon request. Further, by accepting this Presentation, the recipient agrees to maintain all such information in strict confidence, including in strict accordance with any other contractual obligations applicable to the recipient and all applicable laws, until such information becomes publicly available not as a result of any breach of such confidentiality obligation.

No representations or warranties, express or implied are given in, or in respect of, the accuracy or completeness of this Presentation or any other information (whether written or oral) that has been or will be provided to you. You are also being advised that the United States securities laws restrict persons with material non-public information about a company obtained directly or indirectly from that company from purchasing or selling securities of such company, or from communicating such information to any other person under circumstances in which it is reasonably foreseeable that such person is likely to purchase or sell such securities on the basis of such information. To the fullest extent permitted by law, in no circumstances will GoGreen, Lifezone or any of their respective subsidiaries, stockholders, affiliates, representatives, control persons, members, partners, directors, officers, employees, advisers or agents be responsible or liable for any direct, indirect or consequential loss or loss of profit arising from the use of this Presentation, its contents, its omissions, reliance on the information contained within it, or on opinions communicated in relation thereto or otherwise arising in connection therewith. In addition, this Presentation does not purport to be all-inclusive or to contain all of the information that may be required to make a full analysis of Lifezone, the proposed private placement or the Proposed Business Combination. Viewers of this Presentation should each make their own evaluation of Lifezone, GoGreen and of the relevance and adequacy of the information provided in this Presentation, and should make such other investigations as they deem necessary before making an investment decision.

Nothing herein should be construed as legal, financial, tax or other advice. You should consult your own advisers concerning any legal, financial, tax or other considerations concerning the opportunity described herein, and, by accepting this Presentation, you confirm that you are not relying solely upon the information contained herein to make any investment decision. The general explanations included in this Presentation cannot address, and are not intended to address, your specific investment objectives, financial situations or financial needs.

If the Proposed Business Combination is pursued, Lifezone Metals and GoGreen will be required to file a registration statement (which will include a proxy statement/prospectus of GoGreen and Lifezone Metals) and other relevant documents with the Securities and Exchange Commission (“SEC”), to be used at the meeting of stockholders to approve the Proposed Business Combination and, after the registration statement is declared effective, GoGreen and Lifezone will mail a definitive proxy statement/prospectus relating to the Proposed Business Combination to their respective stockholders. Stockholders and other interested persons are urged to read the proxy statement/prospectus and any other relevant documents filed with the SEC in their entirety when they become available because they will contain important information about GoGreen, Lifezone and the Proposed Business Combination. Stockholders will be able to obtain a free copy of the proxy statement/prospectus (when filed), as well as other filings containing information about GoGreen, Lifezone and the Proposed Business Combination, without charge, at the SEC’s website located at www.sec.gov.

GoGreen, Lifezone and their respective directors and executive officers and other persons may be deemed to be participants in the solicitations of proxies from GoGreen’s stockholders in respect of the Proposed Business Combination and the other matters set forth in the proxy statement/prospectus. Information regarding GoGreen’s directors and executive officers is available under the heading “Management” in GoGreen’s final prospectus for its initial public offering filed with the SEC on March 18, 2021. Additional information regarding the participants in the proxy solicitation and a description of their direct and indirect interests, by security holdings or otherwise, will be contained in the proxy statement/prospectus relating to the Proposed Business Combination when it becomes available.

NO OFFER OR SOLICITATION

This Presentation relates to the potential financing of a portion of the Proposed Business Combination through a private placement of GoGreen’s Class A ordinary shares. This Presentation shall not constitute a “solicitation” as defined in Section 14 of the Securities Exchange Act of 1934, as amended (the “Exchange Act”).

This Presentation does not constitute an offer, or a solicitation of an offer, to buy or sell any securities, investment or other specific product, or a solicitation of any proxy, vote, consent or approval in any jurisdiction in connection with the Proposed Business Combination, nor shall there be any sale of securities, investment or other specific product in any jurisdiction in which such offer, solicitation or sale would be unlawful prior to registration or qualification under the securities laws of any such jurisdiction. Any offering of securities (the “Securities”) will not be registered under the Securities Act of 1933, as amended (the “Securities Act”), and will be offered as a private placement (A) inside the United States to a limited number of “accredited investors” as defined in Rule 501 under the Securities Act or qualified institutional buyers (as defined in Rule 144A under the Securities Act) and (B) outside the United States in accordance with Regulation S under the Securities Act. Accordingly, the Securities must continue to be held unless a subsequent disposition is exempt from the registration requirements of the Securities Act. Investors should consult with their counsel as to the applicable requirements for a purchaser to avail itself of any exemption under the Securities Act. The transfer of the Securities may also be subject to conditions set forth in an agreement under which they are to be issued. Investors should be aware that they might be required to bear the financial and final risk of their investment for an indefinite period of time. Neither Lifezone nor GoGreen is making an offer of the Securities in any state where the offer is not permitted.

Disclaimer (Continued)

NEITHER THE SEC NOR ANY STATE SECURITIES COMMISSION HAS APPROVED OR DISAPPROVED OF THE SECURITIES, PASSED UPON THE MERITS OF THIS OFFERING OR DETERMINED IF THIS PRESENTATION IS TRUTHFUL OR COMPLETE. ANY REPRESENTATION TO THE CONTRARY IS A CRIMINAL OFFENSE.

INDUSTRY AND MARKET DATA

Although certain information and opinions expressed in this Presentation, including market data and other statistical information, were obtained from sources believed to be reliable and are included in good faith, Lifezone, GoGreen and their respective affiliates, directors, officers, employees, and advisors have not independently verified the information and make no representation or warranty, express or implied, as to its accuracy or completeness. Some data is also based on the good faith estimates of Lifezone and GoGreen, which are derived from their respective reviews of internal sources as well as the independent sources described above, however, such data has not been verified by any independent source. This Presentation contains preliminary information only, is subject to change at any time and is not, and should not be assumed to be, complete or to constitute all the information necessary to adequately make an informed decision regarding your engagement with Lifezone and GoGreen.

FORWARD-LOOKING STATEMENTS

Certain statements in this Presentation may be considered to be “forward-looking statements” within the meaning of Section 27A of the Securities Act, Section 21E of the Exchange Act and the “safe harbor” provisions of the United States Private Securities Litigation Reform Act of 1995, as amended. Forward-looking statements may be identified by the use of words such as “may”, “should”, “will”, “predict”, “potential”, “continue”, “estimate”, “plan”, “project”, “forecast”, “intend”, “expect”, “anticipate”, “believe”, “seek”, or the negatives of these terms or variations of them or similar terminology or expressions that predict or indicate future events or trends or that are not statements of historical matters. These forward-looking statements include, but are not limited to, statements regarding estimates and forecasts of other financial and performance metrics and projections of market opportunity and market share. These statements are based on various assumptions, whether or not identified in this Presentation, and on the current expectations of Lifezone’s and GoGreen’s management and are not predictions of actual performance.

These forward-looking statements are provided for illustrative purposes only and are not intended to serve as, and must not be relied on by any investor as, a guarantee, an assurance, a prediction or a definitive statement of fact or probability. Actual events and circumstances are difficult or impossible to predict and will differ from assumptions. Many actual events and circumstances are beyond the control of Lifezone and GoGreen. These forward-looking statements are subject to a number of risks and uncertainties, including changes in domestic and foreign business, market, financial, political and legal conditions; the inability of the parties to successfully or timely consummate the Proposed Business Combination, including the risk that any required regulatory approvals are not obtained, are delayed or are subject to unanticipated conditions that could adversely affect the combined company or the expected benefits of the Proposed Business Combination or that the approval of the stockholders of GoGreen is not obtained; failure to realize the anticipated benefits of the Proposed Business Combination; risks relating to the uncertainty of the projected financial information with respect to Lifezone; risks related to the rollout of Lifezone’s business, the efficacy of Lifezone’s proprietary technology, and the timing of expected business milestones; the effects of competition on Lifezone’s business; the amount of redemption requests made by GoGreen’s public stockholders; the ability of GoGreen or the combined company to issue equity or equity-linked securities in connection with the Proposed Business Combination or in the future; and those factors discussed in GoGreen’s final prospectus filed with the SEC on March 18, 2021 under the heading “Risk Factors” and “Cautionary Note Regarding Forward Looking Statements” and other documents of GoGreen filed, or to be filed, with the SEC, as well as factors associated with companies such as Lifezone that are engaged in the business of metals extraction and licensing of related intellectual property, including the risk factors highlighted elsewhere in this Presentation. If any of these risks materialize or GoGreen’s or Lifezone’s assumptions prove incorrect, actual results could differ materially from the results implied by these forward-looking statements.

There may be additional risks that neither GoGreen nor Lifezone presently know or that GoGreen and Lifezone currently believe are immaterial that could also cause actual results to differ from those contained in the forward-looking statements. In addition, forward-looking statements reflect GoGreen’s and Lifezone’s expectations, plans or forecasts of future events and views as of the date of this Presentation. GoGreen and Lifezone anticipate that subsequent events and developments may cause GoGreen’s and Lifezone’s assessments to change. However, GoGreen and Lifezone specifically disclaim any obligation or undertaking to release any updates or revisions to any forward-looking statements in this Presentation to reflect any change in their expectations or any change in events, conditions or circumstances on which any such statement is based. These forward-looking statements should not be relied upon as representing GoGreen’s and Lifezone’s assessments as of any date subsequent to the date of this Presentation. Accordingly, undue reliance should not be placed upon the forward-looking statements. Nothing in this Presentation should be regarded as a representation by any person that the forward-looking statements set forth herein will be achieved or that any of the contemplated results of such forward-looking statements will be achieved. You should not place undue reliance on forward-looking statements in this Presentation, which speak only as of the date they are made and are qualified in their entirety by reference to the cautionary statements herein.

USE OF PROJECTIONS

This Presentation contains projected financial information with respect to Lifezone, including revenue and Adjusted EBITDA. Such projected financial information constitutes forward-looking information, is for illustrative purposes only and should not be relied upon as necessarily being indicative of future results. The assumptions and estimates underlying such projected financial information are inherently uncertain and are subject to a wide variety of significant business, economic, competitive and other risks and uncertainties that could cause actual results to differ materially from those contained in the projected financial information. See “Forward-Looking Statements” section above. Further, the financial projections referred to above have been prepared based on revenue and cost estimates provided by the Company and based on certain assumptions referred to in the technical report summary prepared by OreWin Pty Ltd (“OreWin”) in accordance with Subpart 1300 of Regulation S-K (“S-K 1300”) and specifically Item 17 of the Code for Federal Regulations (“CFR”) Parts 229, 230, 239 and 249 effective February 25, 2019 (“S-K 1300 Report”). GoGreen and Lifezone caution that their assumptions may not materialize and that current economic conditions render such assumptions, although believed reasonable at the time they were made, subject to greater uncertainty. Actual results may differ materially from the results contemplated by the projected financial information contained in this Presentation, and the inclusion of such information in this Presentation should not be regarded as a representation by any person that the results reflected in such information will be achieved. Neither GoGreen’s nor Lifezone’s independent auditors have audited, reviewed, compiled or performed any procedures with respect to the projections for the purpose of their inclusion in this Presentation, and accordingly, neither of them expressed an opinion or provided any other form of assurance with respect thereto for the purpose of this Presentation.

Disclaimer (Continued)

FINANCIAL INFORMATION; NON-GAAP FINANCIAL MEASURES

The financial information and data contained in this Presentation is unaudited and does not conform to Regulation S-X promulgated under the Securities Act. Accordingly, such information and data may not be included in, may be adjusted in or may be presented differently in, any proxy statement/prospectus to be filed by GoGreen and Lifezone Metals with the SEC. Some of the financial information and data contained in this Presentation, such as Adjusted EBITDA, and Implied EV/Adjusted EBITDA, have not been prepared in accordance with United States generally accepted accounting principles ("GAAP"). GoGreen and Lifezone believe that the use of these non-GAAP financial measures provides an additional tool for investors to use in evaluating projected operating results and trends in and in comparing Lifezone's financial measures with other similar companies, many of which present similar non-GAAP financial measures to investors. Management does not consider these non-GAAP measures in isolation or as an alternative to financial measures determined in accordance with GAAP. The principal limitation of these non-GAAP financial measures is that they exclude significant expenses and income that will be required by GAAP to be recorded in Lifezone Metals' financial statements. In addition, they are subject to inherent limitations as they reflect the exercise of judgments by management about which expenses and income are excluded or included in determining these non-GAAP financial measures. Other companies may calculate these non-GAAP financial measures differently, and therefore, such financial measures may not be directly comparable to similarly titled measures of other companies. Because of the limitations of non-GAAP financial measures, you should consider the non-GAAP financial measures presented in this presentation in conjunction with GoGreen and Lifezone's financial statements and the related notes thereto.

TRADEMARKS AND TRADE NAMES

Lifezone and GoGreen own or have rights to various trademarks, service marks and trade names, as applicable, that they use in connection with the operation of their respective businesses. This Presentation also contains trademarks, service marks, copyrights and trade names of third parties, which are the property of their respective owners. The use or display of third parties' trademarks, service marks, trade names or products in this Presentation is not intended to, and does not imply, a relationship with Lifezone or GoGreen, or an endorsement or sponsorship by or of Lifezone or GoGreen. Solely for convenience, the trademarks, service marks and trade names referred to in this Presentation may appear with or without the ®, TM or SM symbols, but such references are not intended to indicate, in any way, that Lifezone or GoGreen will not assert, to the fullest extent under applicable law, their rights or the right of the applicable licensor to these trademarks, service marks and trade names.

NO RELATIONSHIP

Nothing contained in this Presentation will be deemed or construed to create the relationship of partnership, association, principal and agent or joint venture. This Presentation does not create any obligation on the part of either GoGreen, Lifezone or the recipient to enter into any further agreement or arrangement. Unless and until a definitive agreement has been fully executed and delivered, no contract or agreement providing for a transaction will be deemed to exist and none of GoGreen, Lifezone or the recipient will be under any legal obligation of any kind whatsoever. Accordingly, this Presentation is not intended to create for any party a right of specific performance or a right to seek any payment or damages for failure, for any reason, to complete the proposed transactions contemplated herein.

KABANGA 2022 MINERAL RESOURCE - TECHNICAL REPORT SUMMARY

Certain information, such as the historical mineral resource estimate ("Historical Mineral Resource Estimate"), in this Presentation is sourced from the "Kabanga 2022 Mineral Resource - Technical Report Summary" prepared by OreWin with an effective date of November 30, 2022 ("TRS"). The TRS has been prepared in accordance with S-K 1300 for Lifezone on the Kabanga Nickel Project ("Project"). The TRS is a preliminary technical and economic study of the economic potential of the Project mineralization to support the disclosure of mineral resources. The qualified persons involved in preparing the TRS ("TRS QP(s)") have not done sufficient work to classify the Historical Mineral Resource Estimate as a current estimate of mineral resources and Lifezone is not treating the estimate as a current estimate of mineral resources. The Historical Mineral Resource Estimate is based on mineral resources disclosed by the previous owners of the Project as current on December 31, 2016 and from studies and data provided by Lifezone.

Risk Factors

All references to “we,” “us” or “our” refer to the Company prior to the consummation of the potential business combination with GoGreen Investments Corporation (“GoGreen”)(the “Potential Business Combination”). The risks described below are a non-exhaustive list of the key risks related to the Company and the factors that could cause actual results to differ from the intentions and assumptions described in this presentation. This list has been prepared solely for potential private placement investors in this private placement transaction and not for any other purpose. You should carefully consider these risks and uncertainties, carry out your own due diligence, and consult with your own financial and legal advisors concerning the risks and suitability of an investment in this private placement transaction before making an investment decision. The list below is qualified in its entirety by disclosures contained in future documents filed or furnished in respect of the Potential Business Combination with the United States Securities and Exchange Commission (“SEC”). The risks presented in such filings will include risks associated with the post-business combination operation of the Company and the risks associated with the Potential Business Combination, and these risks may differ significantly from, and will be more extensive than, those risks presented below. The Company may be subject to the following factors, many of which are outside of GoGreen’s and the Company’s control:

Risks Related to Operational Factors Affecting Lifezone Metals

- We will require significant additional capital to fund our business, and no assurance can be given that such capital will be available at all or available on terms acceptable to us.
- Our development, growth, future profitability and ability to continue our operations may be impacted by geopolitical conditions, including in Tanzania and South Africa.
- We have no operating history on which to base an evaluation of our business and prospects and an evolving business model, which raise doubts about our ability to achieve profitability.
- We are subject to significant governmental regulations that affect our operations and costs of conducting our business and may not be able to obtain all required permits and licenses to place our properties into production.
- Acquisitions, strategic partnerships, joint ventures and other partnerships, including offtake agreements, may not perform in accordance with expectations, may fail to receive required regulatory approvals or may disrupt our operations and adversely affect our credit ratings and profitability.
- As we do not own the entire interest in our technology licensing, refinery and metals extraction businesses, other shareholders in such businesses, such as BHP Billiton (UK) DDS Limited (“BHP”), particularly if it makes a further investment in Kabanga Nickel Limited (“KNL”), and Sedibelo Resources Limited, will be able to influence the operations at the respective businesses and significant corporate actions.
- Further investment tranches from BHP into KNL are subject to negotiation, approval and various conditions, such as receiving favorable results of the feasibility study, and may not be consummated. Further, BHP may choose not to invest in KNL regardless of the outcome of the feasibility study. Failure to receive these funds or to not have BHP’s involvement could result in delays to the development of the Kabanga Project and further have an adverse effect on KNL.
- The Investment Option Agreement entered into by Lifezone and KNL with BHP (“Investment Option Agreement”) includes certain restrictive covenants in relation to the Kabanga Project and Lifezone during the period prior to the exercise of the investment option under such agreement, which may limit our ability to explore other growth opportunities.
- Changes in consumer demand and preference for metals relevant to us, could have a material adverse effect on our business, financial condition, results of operations, prospects or liquidity.
- If we lose senior management or are unable to hire and/or retain sufficient technically skilled employees, our business may be materially adversely affected.
- We may be unable to compete successfully for employees, exploration, resources, capital funding, equipment and contract exploration, development and construction services with our competitors.
- Increased labor costs could have a material adverse effect on our business, financial condition, results of operations, prospects or liquidity.
- If we fail to effectively and efficiently advertise, market and license or sell our technology or products, including our Hydromet Technology or any ore that we refine, the growth of our business may be compromised.
- Our management team may not be able to successfully implement our business strategies.
- Unfavorable decisions may be entered against our company, subsidiaries, management, and/or controlling shareholders in legal and administrative proceedings.
- Our operations may be subject to litigation or other claims, including in relation to tax regulations and challenges by tax authorities.
- We use and expect to use third-party operators, providers and contractors, and the lack of availability, or failure to properly perform services, of one or more of these third-party operators, providers and contractors may adversely affect us.
- Our operations and profits may be adversely affected by labor unrest and union activity and compliance with labor legislation.
- If our operations do not perform in line with expectations, we may be required to write down the carrying value of our investments, which could affect any future profitability and the ability to pay dividends.
- Once the Kabanga Project is commissioned, we expect to recognize revenue from the offtake from the Kabanga Project on a provisional price basis, which may result in significant revisions in later periods.
- We are subject to exchange rate and interest rate fluctuations, which may be harmful to our business. Further, our business, results of operations, and financial condition may be adversely affected by inflation.
- Our holding company structure makes us dependent on the operations of our subsidiaries.
- Our failure to comply with applicable anti-corruption, anti-bribery, anti-money laundering, economic and trade sanctions, and other similar laws and regulations could negatively impact our reputation and results of operations.

Risk Factors (Continued)

- We are subject to global resource nationalism trends which encompass a range of measures, such as seeking the greater participation of historically disadvantaged or indigenous people, expropriation or taxation, whereby governments seek to increase the economic benefits derived by their countries from their natural resources.
- Unexpected operational accidents and natural disasters, public health or political crises or other catastrophic events may adversely affect our operations.
- Most aspects of our business are not currently insured and even if we obtain insurance in the future, such insurance coverage may not adequately satisfy all potential claims.
- We use information, communication, and technology systems, which record personal data. Failure of or damage to these systems, cyber threats, disruption or the failure to protect personal data, could significantly impact our business and operations.
- If we fail to comply with our obligations under shareholder, license or technology agreements with third parties, we may be required to pay damages and we could lose license rights that are critical to our business.
- The current global COVID-19 pandemic has significantly impacted the global economy and markets and is likely to continue to do so, which could adversely affect our business, financial condition, results of operations and prospects.
- The ongoing military action between Russia and Ukraine and the sanctions imposed in relation to such action could have a material adverse effect on the global mining industry and our business, financial condition, results of operations, prospects or liquidity.
- Our operating and financial results, forecasts and projections rely in large part upon assumptions and analyses developed by us. If the assumptions or analyses that we made in connection with our projections and forecasts prove to be incorrect, our actual results of operations may be materially different from our forecasted results.

Risks Related to the Hydromet Technology and Intellectual Property

- We may not be able to adequately obtain, maintain, protect, or enforce our intellectual property rights in our technology, which could result in a loss in our competitive position and/or the value of our intangible assets, and substantially harm our business.
- Our proprietary Kell Process Technology has not been deployed at the scale anticipated at the Kell-Sedibelo-Lifezone Refinery and we may encounter operational difficulties at that scale, and the Kabanga Hydromet Technology is yet to be developed and may not be commercially viable, each of which may in turn have a material adverse effect on our business, financial condition, results of operations, prospects or liquidity.
- We may not be able to successfully develop and implement new technology initiatives and other strategic investments relating to our Hydromet Technology in a timely manner. We may not be able to obtain patent protection for such new technologies or be able to do so in a timely manner. Specifically, while our existing patents will be applicable in relation to the Kabanga Hydromet Technology, we may be required to apply for additional patents based on our ongoing development and testing, and any delay or failure to obtain such patent protection for the Kabanga Hydromet Technology or other initiatives may negatively impact our business, financial condition, results of operations, prospects or liquidity.
- Our growth and future profitability may be impacted by third parties not licensing the technology from Lifezone in accordance with our business plan and/or creating substitute technology.

Risks Related to the Kell Sedibelo-Lifezone Refinery

- The operation of the Kell-Sedibelo-Lifezone Refinery may involve risks, including continued operating losses, the inability to fund its operations and future impairments of its assets, that could negatively impact our business, results of operations, cash flows and asset values.
- Kellplant (Pty) Limited (“Kellplant”) may not be able to source sufficient mineral concentrate for use in the Kell-Sedibelo-Lifezone Refinery.
- The regulatory approval, permitting, development, startup and/or operation of power generation facilities and the Kell-Sedibelo-Lifezone Refinery may involve unanticipated events resulting in delays that could negatively impact our business and our results of operations and cash flows.
- Capital costs for development of a precious and base metals refinery and other mineral processing projects have increased substantially in recent years, and further increases could negatively impact our business, financial condition, results of operations, prospects or liquidity.
- The Kell-Sedibelo-Lifezone Refinery may be subject to compliance with certain Broad-Based Black Economic Empowerment (“B-BBEE”) requirements which could impose significant costs and burdens and which impose certain ownership requirements.
- Because the Kell-Sedibelo-Lifezone Refinery is currently concentrated in the Bushveld Complex, disruptions in this and neighboring regions could have a material adverse impact on our operations.
- Social unrest, sickness or natural or man-made disaster at informal settlements in the vicinity of the Kell-Sedibelo-Lifezone Refinery may disrupt our business or may lead to greater social or regulatory impositions on us.
- The Kell-Sedibelo-Lifezone Refinery is subject to costs and liabilities related to stringent environmental and health and safety standards.
- There may be certain risks associated with the funding and security for the Kell Sedibelo Lifezone Refinery.
- A majority of the environmental and health and safety licenses and approvals are currently not held by Kellplant directly.

Risk Factors (Continued)

- The development and operation of the Kell-Sedibelo-Lifezone Refinery will rely substantially on the Pilanesberg Platinum Mine's existing infrastructure.
- Kellplant, as the owner of the Kell-Sedibelo-Lifezone Refinery, will not have any formal rights of access in respect of the land upon which the Kell-Sedibelo-Lifezone Refinery is to be developed.
- Economic, political or social instability in South Africa may have a material adverse effect on Kellplant's and, in turn, our operations and profits.

Risks Related to the Metals Extraction Operations

- Changes in the market price of nickel, cobalt and copper, which in the past have fluctuated widely, may negatively affect the profitability of our metals extraction operations and the cash flows generated by those operations.
- We may be unable to replace the mineral resource base on the area covered by the special mining license ("SML") as it becomes depleted.
- Because our only metals extraction development project, the Kabanga Project, is concentrated in Tanzania, disruptions in Tanzania and its neighboring regions could have a material adverse impact on our operations.
- Concentration of our operations in one location may increase our risk of production loss and could have a material adverse impact on our operations.
- Our mineral resources estimates may be materially different from mineral reserves and final quantities we may ultimately recover, our estimates of life-of-mine may prove inaccurate and market price fluctuations and changes in operating and capital costs may render all or part of our mineral resources uneconomic to extract.
- Extraction of minerals from identified nickel deposits may not be economically viable and the development of our mineral project into a commercially viable operation cannot be assured.
- Our exploration activities on our properties are highly speculative in nature and may not be commercially successful, which could lead us to abandon our plans to develop our properties and our investments in further exploration.
- Mineral operations are subject to applicable law and government regulation. Such laws and regulations could restrict or prohibit the exploitation of the mineral resource we have or might find in the future. If we cannot exploit any mineral resource that we discover on our properties, our business may fail.
- Our operations are subject to environmental, health and safety regulations, which could impose additional costs and compliance requirements, and we may face claims and liability for breaches, or alleged breaches, of such regulations and other applicable laws.
- Our mining rights and licenses, including our SML and the framework agreement entered into with the Government of Tanzania in relation to the Kabanga Project, could be altered, suspended or cancelled for a variety of reasons, including breaches in our obligations in respect of such mining rights.
- Title to our properties may be subject to other claims that could affect our property rights and claims.
- Metals extraction and related activities are inherently hazardous and the related risks of events that cause disruptions to such of our operations may adversely impact cash flows and overall profitability.
- Metals extraction operations and projects are vulnerable to supply chain disruption such that operations and development projects could be adversely affected by shortages of, as well as the lead times to deliver, strategic spares, critical consumables, mining equipment or metallurgical plant.
- Power stoppages, fluctuations and usage constraints may force us to halt or curtail operations or increase costs.
- Our business will be subject to high fixed costs in the future, which may impact our profitability.
- We may experience unforeseen difficulties, delays or costs in implementing our business strategy and operational plan.
- Our actual costs of reclamation and mine closure may exceed current estimates, which may, along with an inability to safely close redundant operations, adversely affect our business.
- Theft of the mineral concentrate, final metals and production inputs may occur. These activities are difficult to control, can disrupt our business and can expose us to liability.
- The failure of a tailings storage facility could negatively impact our business, reputation, operating results and financial condition.
- We face intense competition in the metals extraction and mining industry.

Risk Factors (Continued)

Risks Related to Lifezone Metals Operating as a Public Company

- Prior to the Business Combination, there will have been no public market for Lifezone Metals' ordinary shares, and there is no guarantee that an active and liquid market will develop.
- The market price of LJM Shares could fluctuate significantly, which could result in substantial losses for purchasers of LJM Shares.
- A significant portion of Lifezone Metals' total outstanding shares following the closing of the Business Combination may not be immediately resold but may be sold into the market soon after such closing. This could cause the market price of the LJM Shares to drop significantly, even if Lifezone Metals' business is doing well.
- If securities or industry analysts do not publish research or publish inaccurate or unfavorable research about Lifezone Metals' business, the market price for LJM Shares and trading volume could decline.
- Lifezone Metals will incur increased costs as a result of operating as a public company, and its management will be required to devote substantial time to new compliance initiatives and corporate governance practices.
- We do not anticipate paying dividends before we achieve significant profitability and, as a result, your ability to achieve a return on capital of your investment may depend on appreciation in the price of LJM Shares.
- We have broad discretion over the use of our cash balances we receive as a result of the Business Combination and may not apply such balances in ways that increase the value of your investment.
- Lifezone Metals' management team has limited experience managing a public company, which may result in difficulty adequately operating and growing Lifezone Metals' business.
- Lifezone Metals is an "emerging growth company", and the reduced disclosure requirements applicable to emerging growth companies may make LJM Shares less attractive to investors.
- As a foreign private issuer, Lifezone Metals will not be subject to U.S. proxy rules and will be subject to Exchange Act reporting obligations that, to some extent, are more lenient and less frequent than those of a U.S. domestic public company, which may make LJM Shares less attractive to investors.
- As a company incorporated in the Isle of Man, Lifezone Metals is permitted to adopt certain home country practices in relation to corporate governance matters that differ significantly from NYSE corporate governance listing standards; these practices may afford less protection to shareholders than they would enjoy if Lifezone Metals complied fully with NYSE corporate governance listing standards.
- As the rights of shareholders under Isle of Man law differ from those under U.S. law, you may have fewer protections as a shareholder.
- The Lifezone Metals Public Company Articles and the [Lifezone Metals Shareholders Agreement] contain certain provisions, including anti-takeover provisions, that limit the ability of shareholders to take certain actions and could delay or discourage takeover attempts that shareholders may consider favorable.
- Shareholders may experience difficulties in effecting service of legal process, enforcing foreign judgments or bringing original actions in the jurisdictions in which Lifezone Metals is incorporated or in which Lifezone Metals operates based on U.S. or other foreign laws against Lifezone Metals, its management or the experts named in this registration statement.
- Mail sent to Lifezone Metals may be delayed.
- In the event BHP completes its investment in accordance with the Investment Option Agreement and gains majority control of KNL, LHL and Lifezone may be classified as inadvertent investment companies for the purposes of the Investment Company Act of 1940, which may have a material adverse effect on us.

Risks Related to ESG

- We are increasingly expected to operate in a responsible and sustainable manner and to provide benefits and mitigate adverse impacts to affected communities. Failure, or perceived failure, to do so may result in legal suits, additional costs to address social or environmental impacts of operations, investor divestment, adverse reputational impacts and loss of "social license to operate," and could adversely impact our financial condition.
- A failure to understand, manage and provide greater transparency of our exposure to environmental, social and governance ("ESG") related risks or an overstatement of the potential ESG benefits of our products or technology may have adverse implications for us and stakeholders.
- Regulations and pending legislation governing issues involving climate change could result in increased operating costs, which could have a material adverse effect on our business, financial condition, results of operations, prospects or liquidity.

Risk Factors (Continued)

Risks Related to Doing Business in Tanzania and South Africa

- Investor perceptions of risks in developing countries or emerging markets, including in Tanzania and South Africa, could reduce investor appetite for investments in these countries or for the securities of issuers operating in these countries, such as Lifezone Metals.
- Our operations are subject to water use regulation, which could impose significant costs and burdens.
- Our business and operations may be negatively impacted by laws and regulations applicable to foreign owned companies and barriers to foreign investment in Tanzania.
- The potential impact of the control of currency conversion, restrictions on dividends or the ability to transfer funds out of Tanzania and/or South Africa may negatively impact our business.
- Any downgrading of Tanzania's debt rating by an international rating agency, or an increase in interest rates in Tanzania, could adversely affect our ability to generate or use letters of credit.

Risks Related to the Business Combination

- Each of GoGreen and Lifezone will incur significant transaction costs in connection with the Business Combination.
- The consummation of the Business Combination will be subject to a number of conditions, and if those conditions are not satisfied or waived, the Business Combination agreement may be terminated in accordance with its terms and the Business Combination may not be completed.
- GoGreen may waive one or more of the conditions to the Business Combination, resulting in the consummation of the Business Combination notwithstanding the divergence from assumptions on which the Business Combination was evaluated and approved.
- Upon consummation of the Business Combination, the rights of the holders of LZM Shares arising under the Isle of Man Companies Act as well as the Lifezone Metals' public company articles of association will differ from and may be less favorable to the rights of holders of GoGreen Class A Ordinary Shares arising under Cayman Islands law as well as the GoGreen Articles.
- The ability to successfully effect the Business Combination and Lifezone Metals' ability to successfully operate the business thereafter will be largely dependent upon the efforts of certain key personnel. The loss of such key personnel could negatively impact the operations and financial results of Lifezone Metals.
- There can be no assurance that LZM Shares will be approved for listing on NYSE or that Lifezone Metals will be able to comply with the continued listing standards of NYSE.
- Legal proceedings in connection with the Business Combination, the outcomes of which are uncertain, could delay or prevent the completion of the Business Combination.
- The grant and future exercise of registration rights may adversely affect the market price of LZM Shares following the consummation of the Business Combination.
- Significant redemptions by GoGreen's public shareholders may require Lifezone Metals to raise future financing following the consummation of the Business Combination and reduce the public "float" of LZM Shares.
- If GoGreen's due diligence investigation of Lifezone's business was inadequate and material risks are not uncovered, shareholders of Lifezone Metals following the consummation of the Business Combination could lose some or all of their investment.
- GoGreen has not obtained a third-party valuation or fairness opinion in connection with the Business Combination, and consequently, there is no assurance from an independent source that the consideration to be paid to Lifezone equity holders is fair to GoGreen's shareholders from a financial point of view.
- During the pre-closing period, GoGreen and Lifezone are prohibited from entering into certain transactions that might otherwise be beneficial to GoGreen, Lifezone or their respective stakeholders.

Transaction Overview

Proposed Transaction Summary

Overview

- Lifezone owns a controlling interest in one of the world's largest, highest-grade, undeveloped nickel sulphide deposits⁽¹⁾ (the "Kabanga Project"). BHP is Lifezone's partner and has an option to acquire a controlling stake in the Kabanga Project; if the option is exercised, BHP would run the development and production of the resource utilizing Lifezone's proprietary hydromet refining technology that we believe reduces costs and emissions compared to traditional smelting, which we believe has the potential to make Kabanga one of the "greenest" nickel projects in the world⁽²⁾.
- Lifezone has entered into a business combination agreement with GoGreen Investments Corporation (NYSE:GOGN). GoGreen is a Special Purpose Acquisition Company focused on energy transition with \$282 million of cash currently held in trust.
- The post-closing company is expected to trade on NYSE under the ticker symbol LZM.

Capital Structure⁽³⁾⁽⁴⁾

- Fully committed PIPE of \$70 million.
- 100% of Lifezone's existing shareholders are expected to roll-over into the combined entity.⁽⁵⁾
- The proposed transaction is expected to provide Lifezone with approximately \$318 million of cash⁽³⁾, in addition to Lifezone's \$39 million net consolidated cash contribution.
- Pro forma equity ownership percentage for the transaction
 - 60% existing Lifezone shareholders
 - 33% existing GoGreen public shareholders and holders of founder shares; and
 - 7% PIPE investors.

Valuation

- Transaction implies a post-transaction enterprise value of \$681 million and equity value of \$1.0 billion⁽³⁾.
- Attractive on resource basis versus peers with rollover equity in line with BHP's recent agreement to invest \$50 million in Kabanga in October 2022.⁽⁴⁾⁽⁵⁾

1 – Based on analysis of the largest undeveloped nickel deposits from S&P Capital IQ Pro, as modified per public data on each mining project. The Kabanga Project's resource metrics reflect the measured, indicated and inferred resources referred to in the Historical Mineral Resource Estimate from the TRS, as set out on slide 24. 2 – Cova Advisory Independent Report (2020) and Streamlined Life Cycle Assessment of Kell Process (2019). 3 – Assumes no redemptions by GOGN's public shareholders and \$33 million in estimated transaction fees; excludes impact of GOGN sponsor 5-year earnout of 0.86MM shares with a vesting price of \$14.00 and 0.86MM shares with a vesting price of \$16.00. 4 – Excludes impact of Lifezone 5-year earnout of ~12.4MM shares with a vesting price of \$14.00 and ~12.4MM shares with a vesting price of \$16.00. 5 – Excluding a carve-out for amounts to cover potential tax liabilities for certain individuals incurred as a result of the proposed merger transaction. 6 – In December 2021, BHP invested \$10 million into Lifezone and \$40 million into Kabanga Nickel Limited, a subsidiary of Lifezone; in October 2022, BHP agreed to invest an additional \$50 million in Kabanga Nickel Limited, a subsidiary of Lifezone, which is subject to certain regulatory conditions.



GoGreen Investments Corporation Overview (GOGN)



John Dowd

Chief Executive Officer

- 30+ years energy investing experience
- Managed multi-billion-dollar portfolios for Fidelity Investments for 14 years focused on energy and natural resources; co-led the Fidelity Energy Research Team
- Awarded 6 Lipper awards for the best risk-adjusted performance in the natural resources sector



Govind Friedland

Chief Operating Officer

- 20+ years energy metals, mineral exploration, development, specializing in assembling management teams, raising capital via private-public equity and unconventional sources of capital
- Deep experience pioneering geophysical exploration programs
- Multigenerational mining family – Ivanhoe Group of Companies
- Geology & Geological Engineering – Colorado School of Mines



Vikas Anand

Chief Development Officer

- 22 years of management leadership roles across Energy & other diverse businesses at GE including CEO of GE Renewable Energy – Onshore Wind Americas
- Extensive experience in business transformations, capital allocation, strategy, operations and talent development
- Under his leadership, GE Onshore Wind business restored to #1 position in the U.S., grew market share from 29% to 53%

GoGreen Overview


- GOGN completed its IPO in October 2021
- With significant team experience in green transition, GOGN focused their search on targets in the clean energy ecosystem, with the following investment thesis:
 - Diverse and intersecting skills sets and experiences
 - Unprecedented and enduring market opportunities
 - Companies with access to capital will lead
 - Long-term value creation through leading expertise

Lifzone Metals is Perfectly Aligned with GoGreen's Vision and Construction

GoGreen's team was assembled with 3 core disciplines and Lifzone exceeds and leverages each:

- **Clean technology and commercialization.** We believe GoGreen management's executive experience building, growing and operating clean tech businesses provide critical insights into Lifzone mining project execution and technology growth potential
- **Upstream metals and mining.** Govind Friedland, a geological engineer from Colorado School of Mines, seasoned investor with 20+ years experience, multi generational mining & metals family office focused on developing critical metals required for energy transition
- **Investment and capital allocation.** John Dowd's experience in successfully investing within secular trends was critical in identifying "materials" as the key energy transition bottleneck

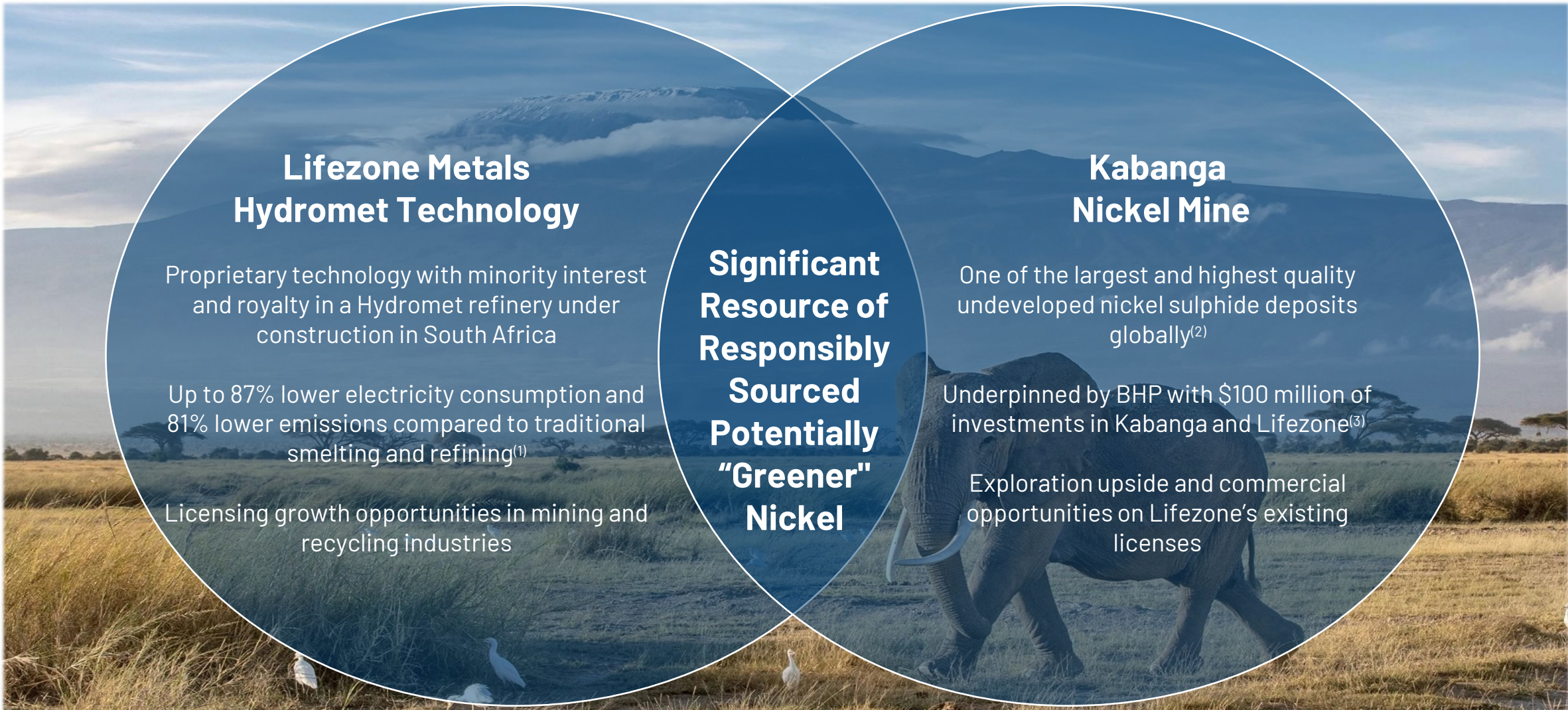
Owning the Energy Transition Bottleneck with Technology Upside



1 – SPACResearch.com, October 4 2022 (pre-deal public SPACs).
2 – Represented companies are illustrative and non-exhaustive.
3 – Excluding impact of seller earn-out; based on implied valuation of \$161 million for Lifezone (excluding interest in Kabanga Nickel) and \$466 million for the implied value of Kabanga Nickel to Lifezone for a total of \$627 million.
4 – In December 2021, BHP invested \$10 million into Lifezone and \$40 million into Kabanga Nickel Limited, a subsidiary of Lifezone; in October 2022, BHP agreed to invest an additional \$50 million in Kabanga Nickel Limited, a subsidiary of Lifezone, which is subject to certain regulatory conditions.

One Mission: To Help Towards Decarbonizing and Sourcing Green Metals to Accelerate Energy Transition

Two business segments: one world class nickel asset, one compelling technology

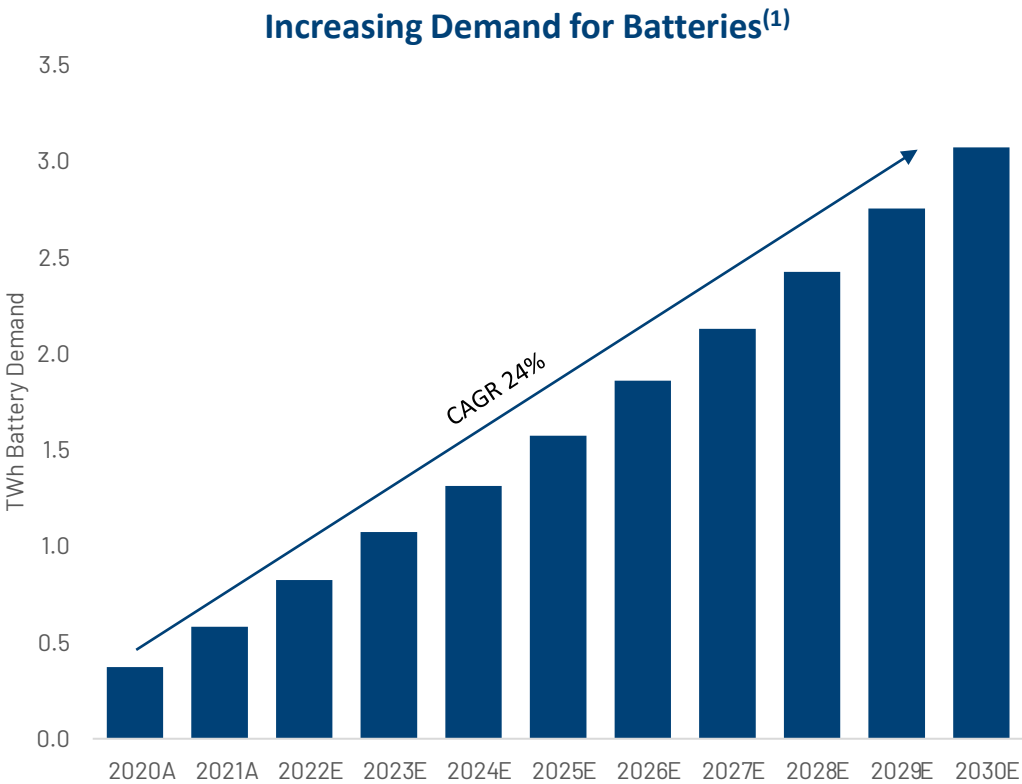


1 – Figures are estimates from Cova Advisory and Associates (an independent ISO 17020 accredited energy Measurement and Verification inspection body) which studied PGM metals at the Sedibelo plant in South Africa under the then-applicable conditions in 2020. This assumes reagents not manufactured on-site. The figures are to be verified once the Sedibelo plant is operational and actual results could differ by specific project. 2 – Based on analysis of the largest undeveloped nickel deposits from S&P Capital IQ Pro, as modified per public data on each mining project. The Kabanga Project's resource metrics reflect the measured, indicated and inferred resources referred to in the Historical Mineral Resource Estimate from the TRS, as set out on slide 24. 3 – In December 2021, BHP invested \$10 million into Lifezone and \$40 million into Kabanga Nickel Limited, a subsidiary of Lifezone; in October 2022, BHP agreed to invest an additional \$50 million in Kabanga Nickel Limited, a subsidiary of Lifezone, which is subject to certain regulatory conditions.

Two Key Tailwinds for Lifezone: Energy Transition and “Green Sourcing”

Energy transition requires nickel with increasing focus on upstream environmental footprint

Energy Transition Tailwind



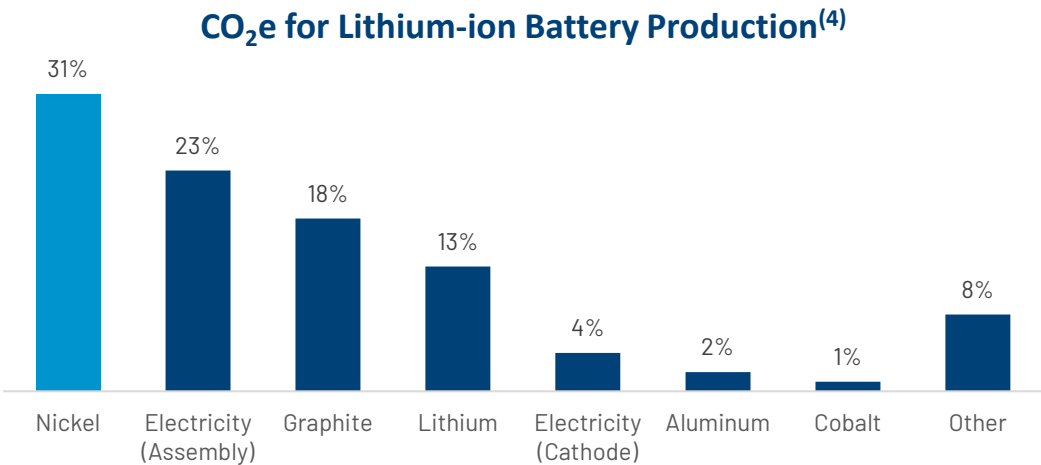
Nickel is critical mineral in lithium-ion batteries, representing up to 80% of batteries’ active material⁽²⁾

1 – Bespoke Nickel Market Outlook for Lifezone, a product of Wood Mackenzie, August 2022. 2 – Nickel Institute, 2022. Percentages relate to mass of active materials in Nickel Manganese Cobalt lithium-Ion batteries. 3 – Science Based Targets Initiative Annual Progress Report, 2021, updated June 2022. Scope 3 emissions are defined as all indirect upstream and downstream emissions that occur in the value chain of the reporting company, excluding indirect emissions associated with power generation. 4 – Tesla Impact Report, 2021.

Green Sourcing Tailwind

Automobile Manufacturers (OEMs) Ramping Climate Commitments

- OEMs increasingly focused on decarbonizing EV manufacturing, driven by consumer demand and regulatory targets in the US and Europe.
- Nearly 96% of the 2,200 companies that joined the Science Based Targets Initiative (SBTi) and have approved science-based targets have targets covering Scope 3 emissions⁽³⁾. **Emissions related to Nickel supply are a Scope 3 for all products containing Nickel.**



Nickel is largest contributor to EV battery CO₂e footprint

Lifezone's Leadership Team



Keith Liddell

Chairman

- Chairman since 2008 when Lifezone was founded
- 40+ years experience in mining, developed 9 mines



Chris Showalter

Chief Executive Officer

- CEO since 2019 when Kabanga was incorporated
- 17+ years experience corporate finance and merchant banking focused on Africa



Dr. Mike Adams

Chief Technical Officer

- Expert metallurgist and chemist with extensive hydromet experience over 40 years
- Authored 55 peer-reviewed papers & 20 technical articles; Associate Editor of Hydrometallurgy journal 2013-2020



Michael Sedoy, CFA

Interim Chief Financial Officer

- Multi-decade experience investing in Global Energy, Utilities, Infrastructure and Alternative Energy
- Successfully invested through multiple equity markets, commodity and credit cycles



Gerick Mouton

Chief Operating Officer

- 25 years experience as a mechanical engineer developing capital intensive mineral projects
- Track record of optimizing development of large-scale projects in emerging markets



Lisa Smith

VP Metallurgy

- Expertise in metallurgical R&D working for various metal producers
- Responsible for design and execution of testwork programs and pilot plants



Benedict Busunzu

Tanzania Country Manager

- Experienced Tanzanian mining executive
- 15 years' experience at Barrick Gold – Previously Mine Manager for Barrick's Buzwagi and Bulyanhulu gold mines

Investment Highlights

- 1 **Compelling Outlook for Nickel Supply/Demand and Responsibly Sourced “Green” Metals**
- 2 **One of the World's Largest & Highest-Grade Undeveloped Nickel Sulphide Deposits⁽¹⁾**
- 3 **Leading Strategic Partner BHP Supports Economics & Enhances Project Execution**
- 4 **Meaningfully Lower Emissions⁽²⁾ Expected via Lifezone’s Proprietary Green Hydromet Technology**
- 5 **Hydromet Technology Licensing Growth Potential in Mining & Recycling**
- 6 **Attractive Valuation**
- 7 **Experienced Leadership & Project Execution Team**



1 – Based on analysis of the largest undeveloped nickel deposits from S&P Capital IQ Pro, as modified per public data on each mining project. The Kabanga Project's resource metrics reflect the measured, indicated and inferred resources referred to in the Historical Mineral Resource Estimate from the TRS, as set out on slide 24.
2 – Compared to traditional smelting and refining.

Supply Chains Increasingly Focused on Future Nickel Supply

The Wall Street Journal

Rivian CEO warns of electric-vehicle battery shortage on the horizon

First Published: April 18, 2022 at 8:24 a.m. ET

By Sean McLain

Much of the battery supply chain isn't built, challenging an industry aiming to sell tens of millions of EVs in coming years, CEO RJ Scaringe says.

FINANCIAL TIMES

May 10, 2022

Vale strikes nickel supply deal with Tesla

Miner to provide Elon Musk's carmaker with metal from its Canadian operations



The long-term deal with Vale is the latest move by Elon Musk's Tesla to lock down non-Chinese supplies.

THE WALL STREET JOURNAL

Dec. 2, 2021

MARKETS | HEARD ON THE STREET

The Scramble for EV Battery Metals Is Just Beginning

Global miners have an opportunity to sell ESG-friendly natural resources to the automotive and energy industries, but it will require investment



Indonesia is a major producer of nickel used in lithium-ion batteries.

PHOTO: ZUMAPRESS.COM



What keeps Ford's CEO up at night: Batteries, raw materials and consumer credits

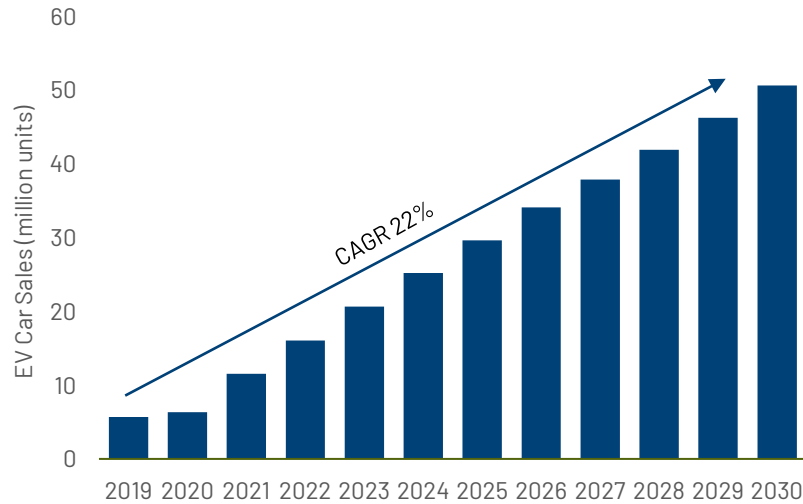
Jim Farley, Ford Motor CEO, joins 'Power Lunch' to discuss the first shipments of the company's F-150 Lightning, how the company can produce 600,000 electric vehicles and whether Ford can catch ...

www.cnbc.com

April 26, 2022

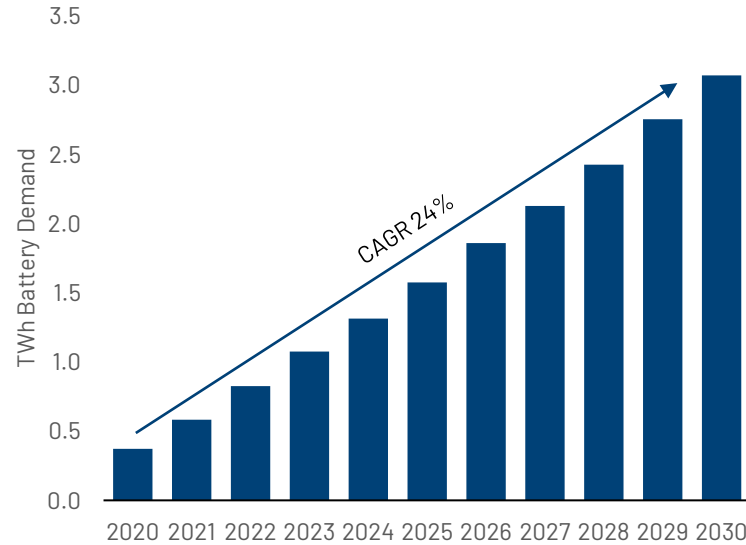
Energy Transition Battery Demand Driving Nickel Sulphide Demand

Electric Vehicle Sales Accelerating⁽¹⁾



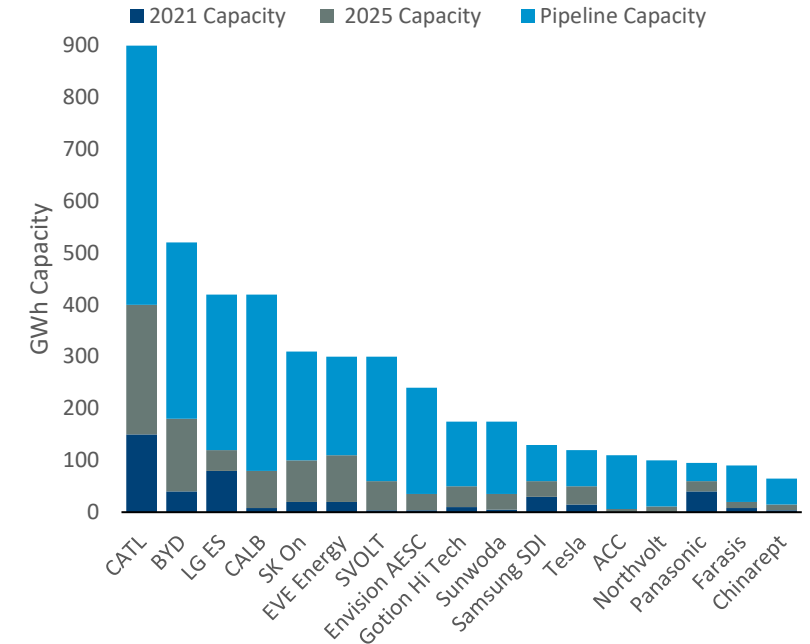
- Global EV market share is now well into the early adopters S-curve stage
- Ford, GM, Mercedes-Benz, and Volvo among OEMs committed to selling only zero-emission cars and vans by 2035-2040⁽⁴⁾
- Lithium-ion batteries are the single largest cost component in EVs

Increasing Demand for Batteries⁽²⁾



- Growth in EV volumes will drive demand for expanded lithium-ion battery volumes
- Nickel-based lithium-ion batteries represent 70% of the market – producers are increasing nickel content to raise energy density⁽⁵⁾
- Nickel is critical mineral in lithium-ion batteries, representing up to 80% of active material⁽⁶⁾

Gigafactory Expansions Underway⁽³⁾



- Global lithium-ion battery capacity projected to rise at least 5x by 2030 compared to 2021⁽³⁾
- Tesla opened the first Gigafactory in 2017, today over 300 are under construction or planned
- Outside of China, North America has seen the fastest growth of any region, adding 11 gigafactories to its pipeline since mid-2021

1 – Bespoke Nickel Market Outlook for Lifezone, a product of Wood Mackenzie, September 2022.

2 – Bespoke Nickel Market Outlook for Lifezone, a product of Wood Mackenzie, September 2022. Based on electric vehicle and energy storage demand.

3 – Bespoke Nickel Market Outlook for Lifezone, a product of Wood Mackenzie, September 2022.

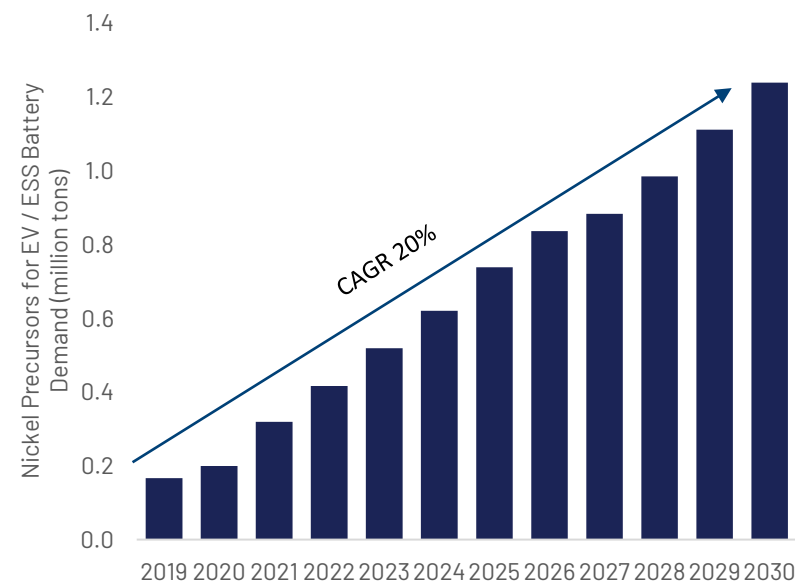
4 – Signatories to the Glasgow Declaration on Zero Emission Cars and Vans in 2021.

5 – Alliance Bernstein Research, February 2022.

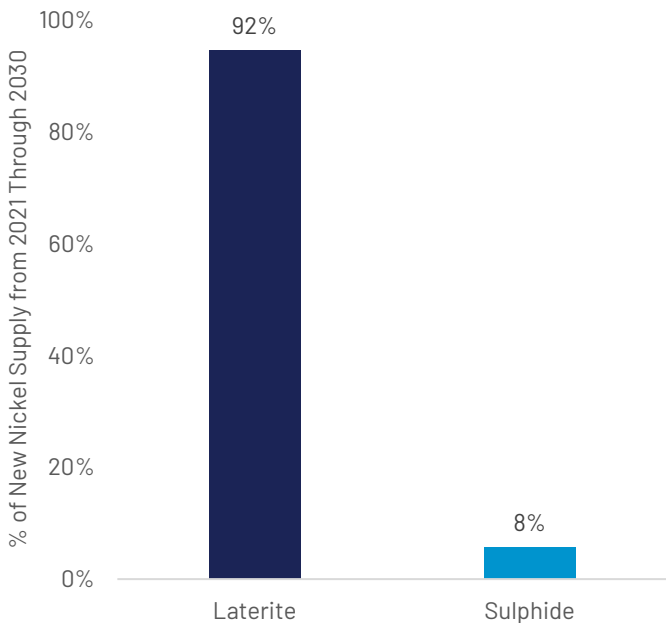
6 – Nickel Institute, 2022. Percentages relate to mass of active materials in Nickel Manganese Cobalt lithium-ion batteries.

Nickel Sulphide – Supply Shortage of Greener Nickel

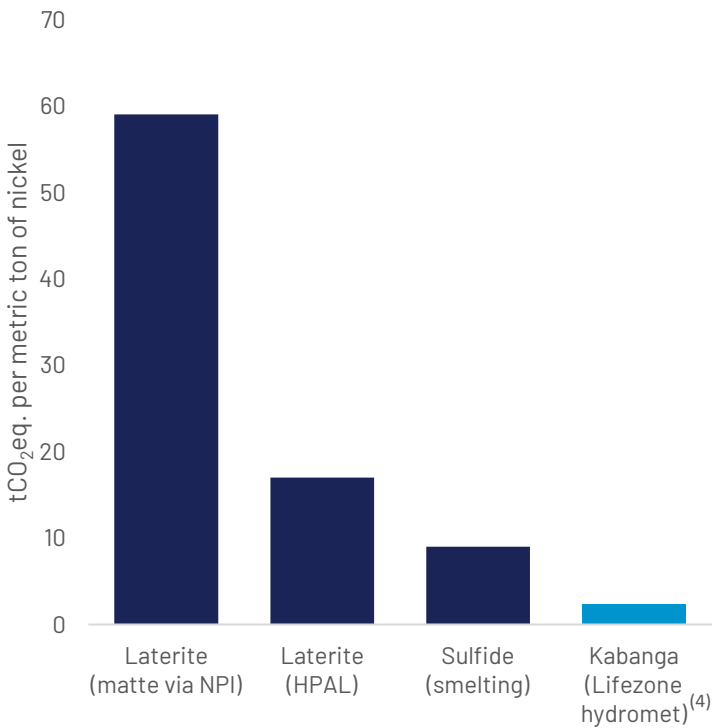
Battery Demand for Nickel to Catalyze Nickel Supply Growth ⁽¹⁾



Most Supply Growth Expected From Nickel Laterites ⁽²⁾



Nickel Sulfides Have Lower GHG Intensity – Further Enhanced by Kabanga’s Integrated Refining ⁽³⁾



1 – Bespoke Nickel Market Outlook for Lifezone, a product of Wood Mackenzie, September 2022. Based on battery demand from electric vehicles and energy storage applications.

2 – Bespoke Nickel Market Outlook for Lifezone, a product of Wood Mackenzie, September 2022.

3 – IEA The Role of Critical Metals, March 2022.

4 – Kabanga GHG intensity is based upon data provided by Lifezone and Wood Mackenzie analysis, is estimated as of 2030 by Wood Mackenzie and assumes power supply as hydro and solar and may also include scope 3 emissions. The figures for laterite and sulfide only include Scope 1 and Scope 2 emissions.

Kabanga Project Overview

High Quality Mineral Resource

- Nickel sulphide attributable Mineral Resource to Lifezone of 44Mt grading 2.61% Ni and containing 2,552 million lbs. of nickel⁽¹⁾
- \$293 million spent by prior owners on drilling & feasibility studies
- Globally significant battery-grade Class 1 metals for EVs

Potentially Significant Reduction in Emissions Relative to Traditional Smelting

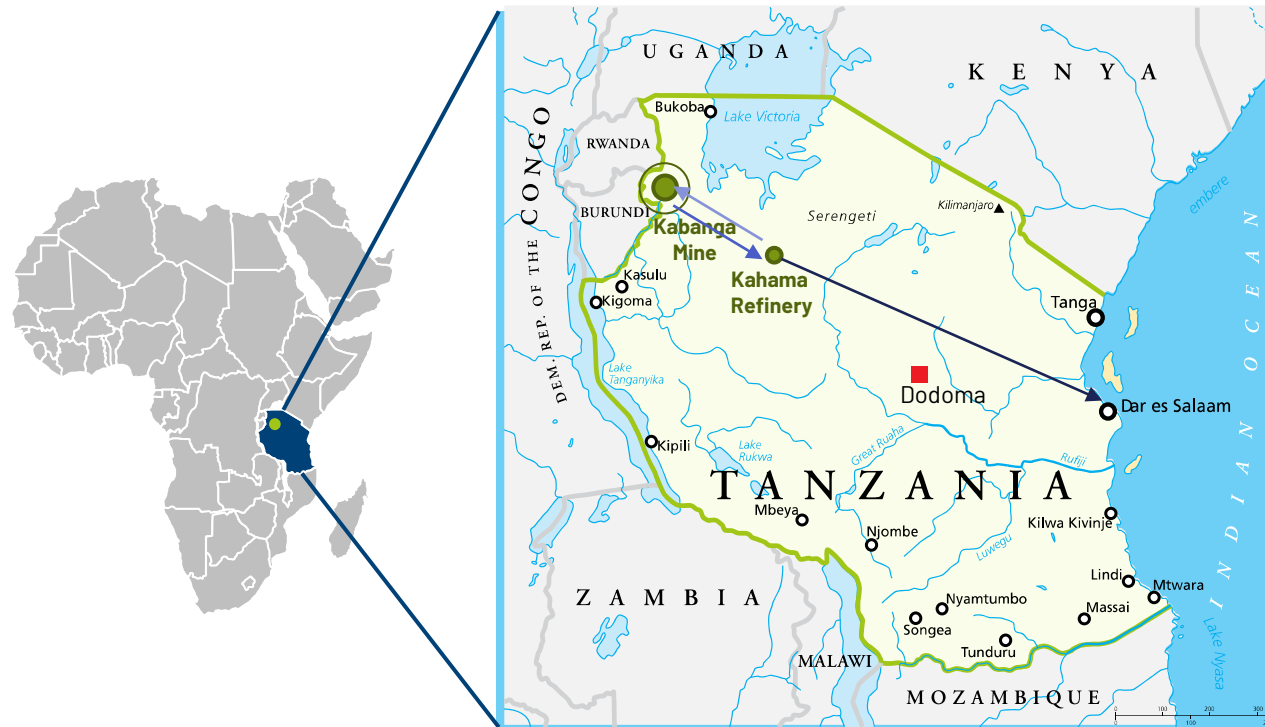
- Expecting up to 73% reduction in estimated CO₂ eq. emissions and zero SO₂ emissions⁽²⁾ at Kahama refinery

Eliminates Need to Transport Concentrates Globally

- Eliminates the carbon footprint of international bulk shipping of concentrate with relatively short distance between operating mine and refinery
- Shorter haulage distances significantly reduces carbon emissions

Increased Beneficiation (Ore to Refined Material) Within Tanzania

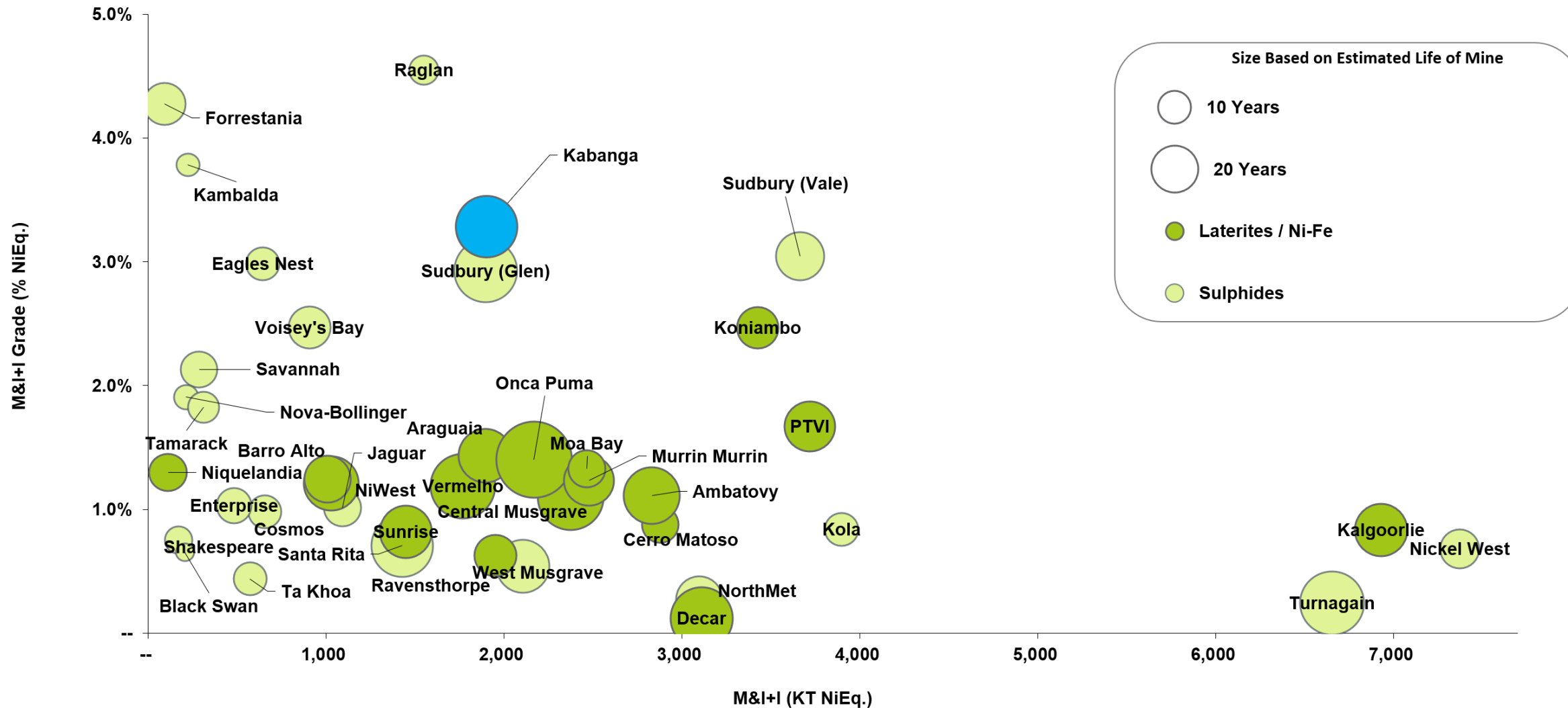
- Vertical integration provides ability for the country to capture increased value benefits of sovereign natural resources
- Government of Tanzania is a 16% shareholder in the Kabanga Project



1 – 76.524% of the Historical Mineral Resource Estimate. The Kabanga Project's resource metrics reflect the measured, indicated and inferred resources referred to in the Historical Mineral Resource Estimate from the TRS, as set out on slide 24.

2 – Nickel Class 1 downstream processing CO₂ eq. emissions baseline from 2020 Nickel Institute LCA. Estimated Kabanga refinery expected emissions from internal Company analysis.

Kabanga is One of the World's Largest and Highest Quality Nickel Deposits⁽¹⁾⁽²⁾



Source: S&P Capital IQ Pro, as modified per public data on each mining project.

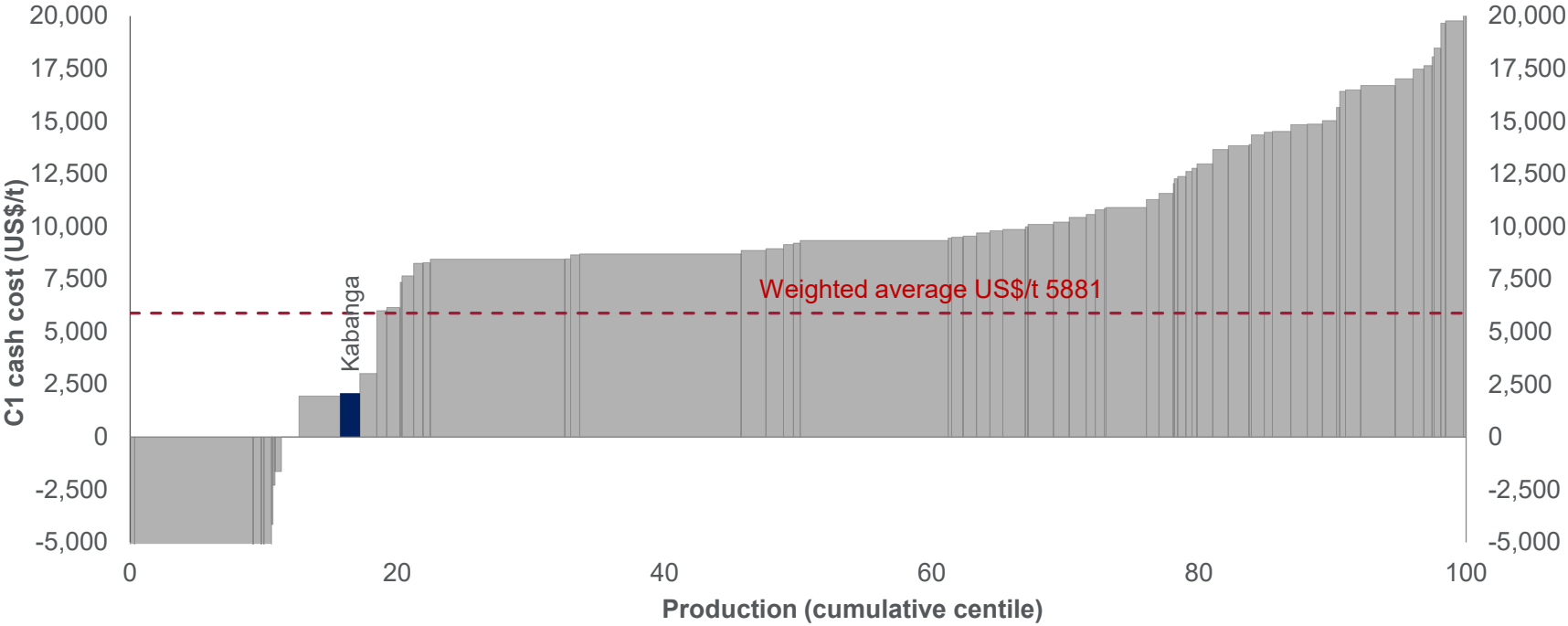
1 – The Kabanga Project's resource metrics reflect the measured, indicated and inferred resources referred to in the Historical Mineral Resource Estimate from the TRS, as set out on slide 24.

2 – Resource metrics published for certain of the mining projects may be expressed in tonnage for each metal and not NiEq. values. Accordingly, NiEq. values calculated using the following commodity input prices of Nickel \$20,944/T, Copper \$8.818/T, Cobalt \$57,320/T as assumed in S-K 1300 report and other metals at spot 12th December 2022.

Advantaged Economics Places Kabanga near Bottom of Global Nickel Cost Curve

Kabanga is forecast to be in the first quartile of the nickel industry C1 cash cost curve⁽¹⁾

2030 Nickel C1 Cash Cost Curve⁽¹⁾



Key Drivers of Kabanga Nickel’s Advantaged Cost Structure⁽²⁾

- Nickel sulphide resource with grade of 2.52%
- Lower-cost hydromet processing vs. traditional smelting
- Cobalt and copper coproduct credits
- Cost curve analysis does not reflect price of carbon emissions
- Renewable power⁽³⁾

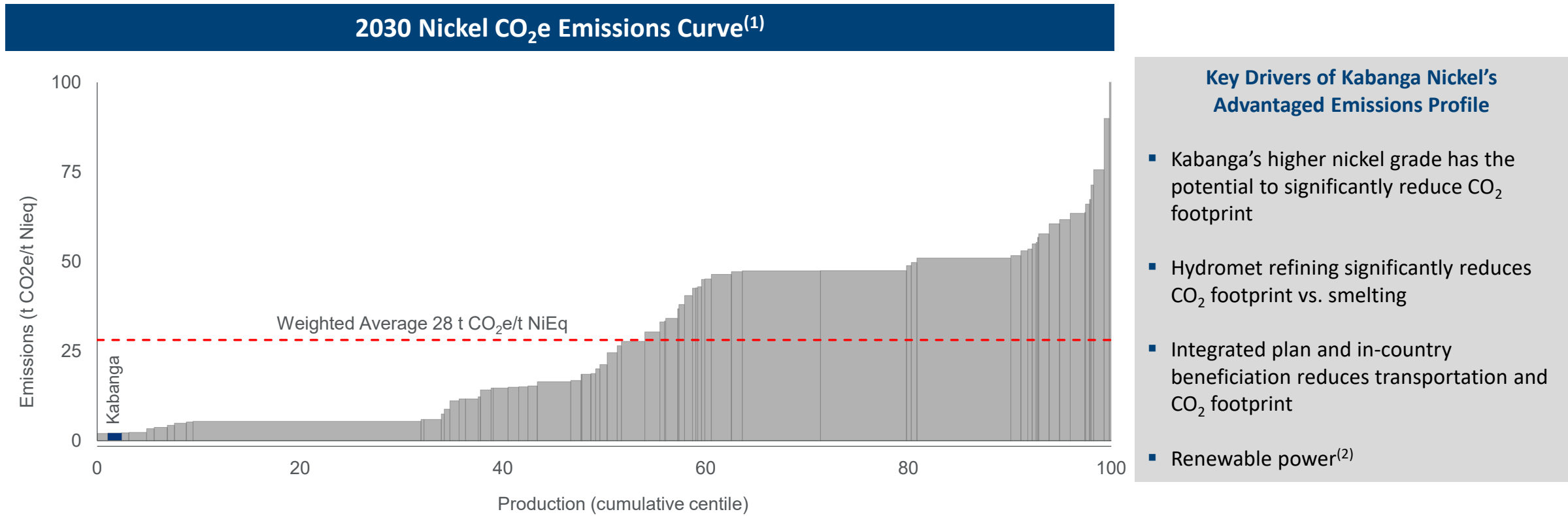
1 – Bespoke Nickel Market Outlook for Lifezone, a product of Wood Mackenzie, August 2022. The population is based on Wood Mackenzie’s view on which current operations will be in production by 2030 and their base case projects. The cost estimates for Kabanga are based on a mine size of 2.2 Mt/a. By-product credits are the attributable net revenues for products other than nickel. Any metal specific costs have been deducted from the by-product in question. Assumes \$9.82/lb selling price for nickel, \$3.40/lb selling price for copper, and \$18.10/lb selling price for cobalt; based on 2022-USD terms. C1 cash costs defined as represents the cash cost incurred at each processing stage, from mining through to recoverable nickel delivered to market, less net by-product credits, if any.

2 – Analysis assumes 2.2 Mt/a mine size.

3 – Project will utilize power supplied by a combination of grid power from first production and will aim to maximize use of hydro and renewables to mine and refinery sites.

Advantaged Carbon Footprint Towards Bottom Of Carbon Curve

Kabanga is forecast to be one of the cleanest nickel projects in the world



1 – Bespoke Nickel Market Outlook for Lifezone, a product of Wood Mackenzie, August 2022. The population is based on Wood Mackenzie's view on which current operations will be in production by 2030 and their base case projects. The estimates for Kabanga are based on a mine size of 2.2 Mt/a. The data for nickel production is taken through to a finished product and accordingly includes certain Scope 3 emissions to allow for comparisons between various kinds of operations. Analysis assumes 2.2 Mt/a mine size.
2 – Project will utilize power supplied by a combination of grid power from first production and will aim to maximize use of hydro and renewables to mine and refinery sites.

Attributable Tonnage of 44 Million Tonnes with 3.28% Nickel Equivalent Grade⁽⁴⁾

World class resource with open-ended mineralization

- Historical Mineral Resource estimate to Lifezone of **44 million tonnes at an average in-situ nickel grade of 2.61%**, plus 0.35% copper and 0.19% cobalt. Prevailing in-situ **Ni-equivalent grade is 3.28%** and Ni-equivalent metal content is 3,211 million lbs., including cobalt and copper.⁽¹⁾⁽²⁾⁽³⁾⁽⁴⁾⁽⁵⁾⁽⁶⁾⁽⁷⁾⁽⁸⁾
- Historical Mineral Resource estimate **based on approx. 583 km of drilling** from Kabanga's previous license holders.

Kabanga Historical Mineral Resource Estimates as of 30 November 2022
Based on \$9.50/lb Nickel Price, \$4.00/lb Cu and \$26.00/lb Co⁽¹⁾⁽²⁾⁽³⁾⁽⁴⁾⁽⁵⁾⁽⁶⁾⁽⁷⁾⁽⁸⁾

	Ore	Grade			Contained			Nickel-Equivalent	
	Tonnes (Mt)	Ni (%)	Co (%)	Cu (%)	Ni (M lbs.)	Co (M lbs.)	Cu (M lbs.)	NiEq2022 (M lbs.)	NiEq2022 (%)
Measured	5.3	2.34%	0.20%	0.32%	276	24	37	357	3.03%
Indicated	2.4	1.69%	0.15%	0.22%	91	8	12	119	2.20%
Inferred	2.3	2.41%	0.18%	0.31%	122	9	16	154	3.05%
Tembo Total	10.1	2.20%	0.19%	0.29%	488	41	65	629	2.83%
Measured	5.1	2.64%	0.21%	0.35%	300	24	40	382	3.37%
Indicated	13.1	3.05%	0.21%	0.41%	879	61	117	1,095	3.80%
Inferred	13.1	2.64%	0.18%	0.35%	766	53	102	953	3.29%
North Total	31.4	2.81%	0.20%	0.37%	1,945	137	259	2,431	3.52%
Measured	-	-	-	-	-	-	-	-	-
Indicated	2.4	1.92%	0.15%	0.28%	100	8	14	127	2.44%
Inferred	-	-	-	-	-	-	-	-	-
Main Total	2.4	1.92%	0.15%	0.28%	100	8	14	127	2.44%
Measured	-	-	-	-	-	-	-	-	-
Indicated	-	-	-	-	-	-	-	-	-
Inferred	0.6	1.52%	0.13%	0.20%	19	2	3	24	1.98%
MNB Total	0.6	1.52%	0.13%	0.20%	19	2	3	24	1.98%
Measured	10.5	2.49%	0.21%	0.34%	576	47	77	739	3.20%
Indicated	17.9	2.71%	0.19%	0.36%	1,070	77	144	1,340	3.40%
Inferred	16.0	2.57%	0.18%	0.34%	906	64	120	1,132	3.21%
Total	44.4	2.61%	0.19%	0.35%	2,552	188	341	3,211	3.28%

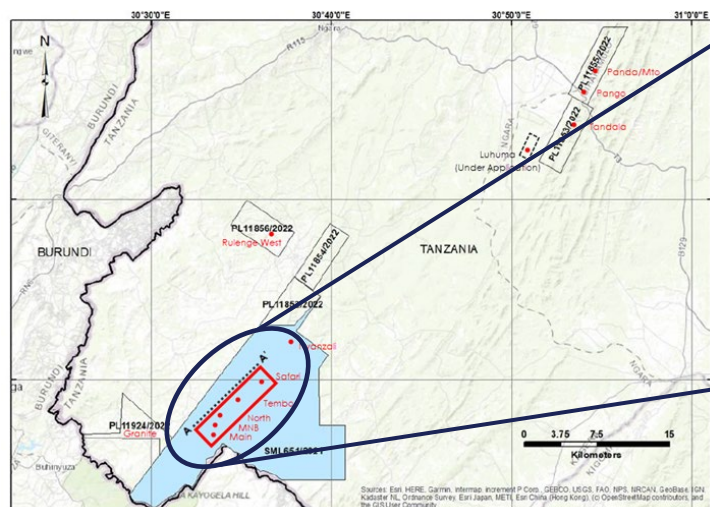
Attributable resources presented above exclude effect of BHP's October 2022 investment agreement to increase ownership in Kabanga Nickel from 8.9% to 17.0%

1 – Historical Mineral Resource reported in the TRS with effective date 30 November 2022. 2 – The TRS QPs have not done sufficient work to classify the Historical Mineral Resource estimates as current estimates of mineral resources and LHL is not treating the estimates as current estimates of mineral resources. 3 – Mineral Resources are reported exclusive of Mineral Reserves. There are no Mineral Reserves to report. 4 – Mineral Resources are reported showing only the LHL attributable tonnage portion, which is 76.524% of the total. 5 – Cut-off uses the NiEq22 using a nickel price of (\$20,943 per metric ton), copper price of (\$8,818 per metric ton), and cobalt price of (\$57,320 per metric ton) with allowances for recoveries, payability, deductions, transport, and royalties. NiEq22% = Ni% + Cu% x 0.411 + Co% x 2.765. 6 – The point of reference for Mineral Resources is the point of feed into a processing facility. 7 – All Mineral Resources in the TRS were assessed for reasonable prospects for eventual economic extraction by reporting only material above a cut-off grade of 0.58% NiEq22. 8 – Totals may vary due to rounding.

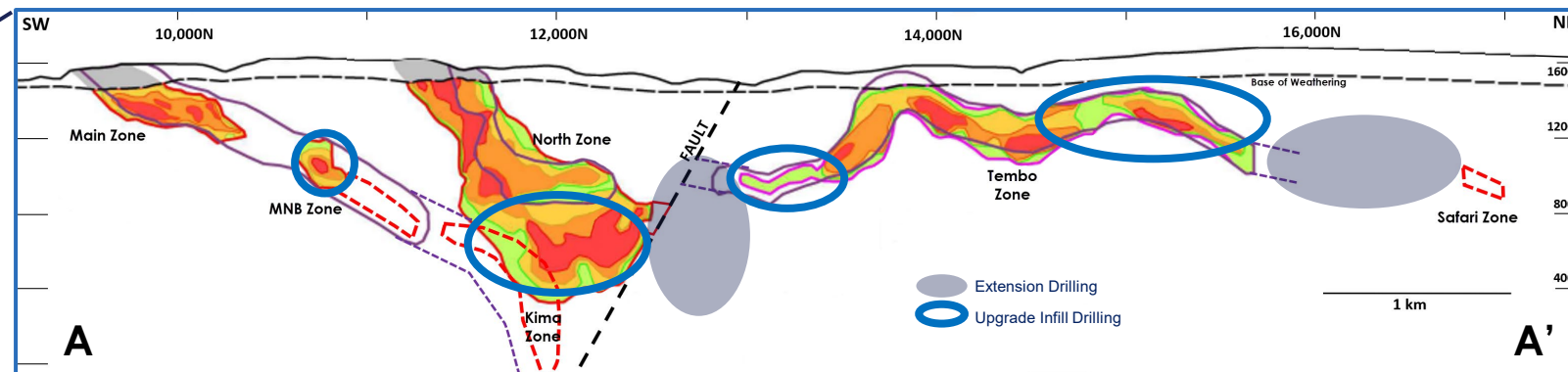
Meaningful Exploration Potential Providing Upside

Over 10 identified exploration targets⁽¹⁾ for 2022-2024⁽²⁾

Potential Regional Targets



First Target: Drill Safari prospect and bring into Resources



- 5 Prospecting Licences (and 1 Pending) around the Special Mining License (SML)
- Identified 3 priority targets: Panda East, Rulenge West & Luhuma

- Existing SML area has numerous geological targets adjacent to main orebodies but not defined by previous owners
- Immediate target: continue drilling between Tembo orebody and Safari prospect
- Potential to expand current development plan

1 – Kabanga Nickel currently has 5 granted exploration permits plus one in application.

2 – Potential exploration targets identified have different expiration periods, including in 2023, and are expected to be renewed as required.

Unlocking & Refining Tanzania's Nickel to Refined Products for Export




Concentrate Transport

- Road transport of concentrate
- From mine site to hydromet refinery
- Distance: ~340km
- Avg. steady state vol: ~244,000t p.a.



Refinery Waste Disposal

- Road transport
- Gypsum waste transported back to mine site to use as paste for underground backfill
- Economic & environmental benefits



Refined End Product Transport

- Containerised rail to export facility
- Hydromet refinery to port
- Kahama to Dar es Salaam
- Distance: 970km
- Refined Class 1 Ni, Cu and Co
- Avg. steady state vol: ~40,000-60,000t p.a.



New Infrastructure Supports Development

Rail

Rail refined metal products from Kahama refinery to Dar es Salaam port for international export

- The Kahama refinery location is 30km from the rail terminal at Isaka where refined metals will be loaded to transport to Dar es Salaam port
- Tanzania has been upgrading the railway line to standard gauge rail between Dar es Salaam and Isaka since 2018
- The first two phases of the SGR upgrade project are complete (56%), the third phase is under construction (additional 30%) and the final phase contract to Isaka (final 14%) is expected to be awarded in 2022

Roads

Road transportation from Kabanga mine to Kahama refinery

- Kabanga mine site to the Kahama refinery is 320km, of which 240km is paved
- TANROADS has current budget to pave more than half the southern access road which is less populated and shorter distance
- The northern access road connects the Kabanga mine to local communities and transport infrastructure, which is planned to be paved by TANROADS

Power

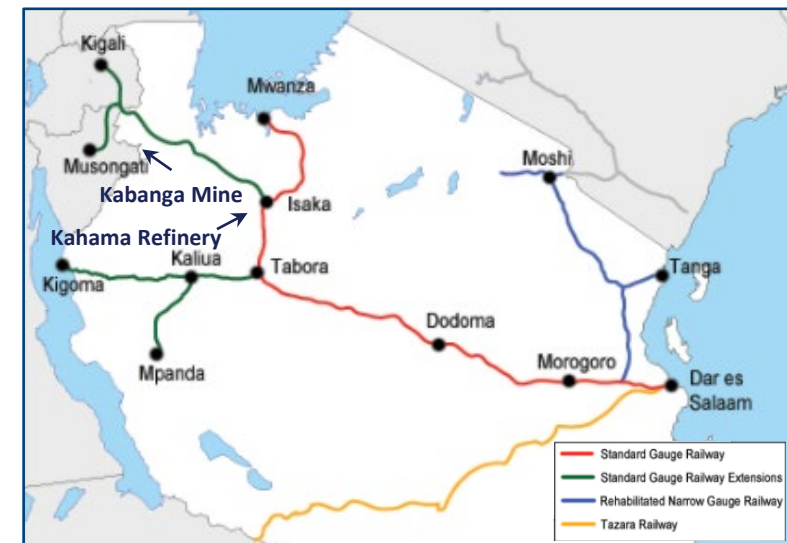
Power to the mine and refinery will be supplied by a combination of grid power from first production and site based stand-alone hybrid power

- The Kahama refinery has access to readily available power from the grid (brownfield site)
- The Kabanga mine is situated 80km away from an existing 220/33kV power substation in Nyakanazi
- A 220kV line to the substation will be constructed so the mine will have grid power from first production
- TANESCO is currently preparing a proposal to install an interim 33kV line to provide construction requirements
- Project will aim to maximize use of hydro and renewables to provide electrical supply to mine and refinery sites

Work Camp

Existing camp is currently capable of housing 150 personnel after an initial upgrade at Kabanga mine site

- Phase 1 refurbishment completed with new power generator, communications infrastructure, electric perimeter fences etc.
- Phase 2, refurbishment planned to take camp to full capacity of 250
- The site and design of a larger permanent camp and airstrip has been established for early works development in the Project schedule

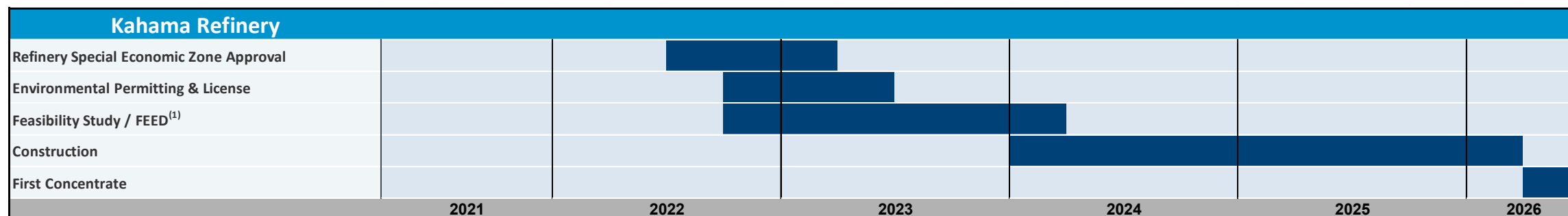
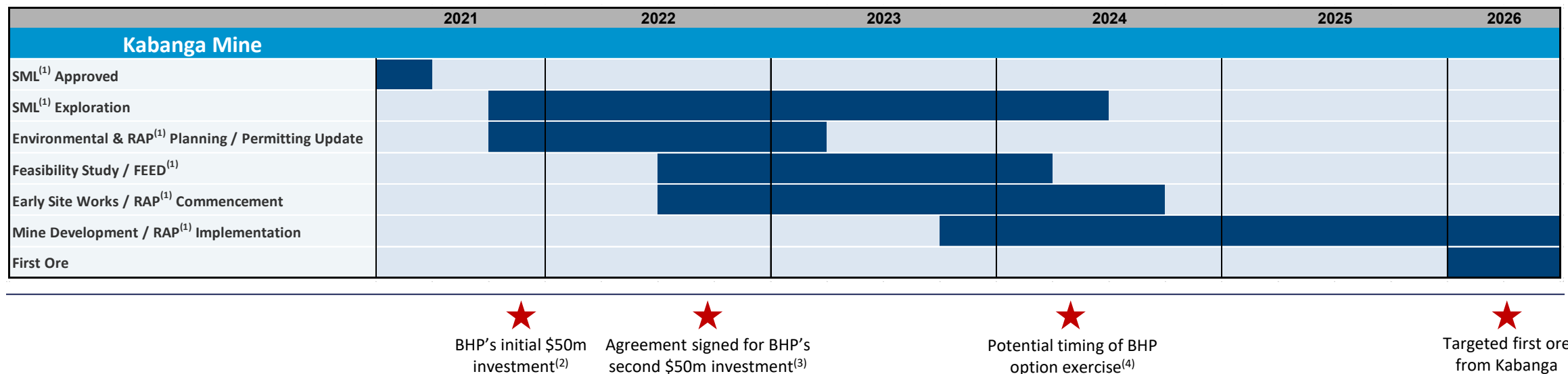


Aerial View of Existing Camp



Estimated Development Timeline For 2.2 Mt/a Integrated Mine⁽⁵⁾

Over 20 years and \$293 million invested in the project to date



Potential to increase the mine size at feasibility study stage which could be value accretive, yet potentially elongate timeline⁽⁵⁾

Note: Timeline is based on internal company expectations and assumes BHP executing its option to increase ownership in Kabanga Nickel to 60.7% and alternative plans may delay the timeline.

1 – SML refers to Special Mining License; RAP refers to Resettlement Action Plan; FEED refers to Front End Engineering and Design.

2 – In December 2021, BHP invested \$10 million into Lifezone and \$40 million into Kabanga Nickel, a subsidiary of Lifezone.

3 – In October 2022, BHP agreed to invest an additional \$50 million in Kabanga Nickel, which is subject to certain regulatory conditions.

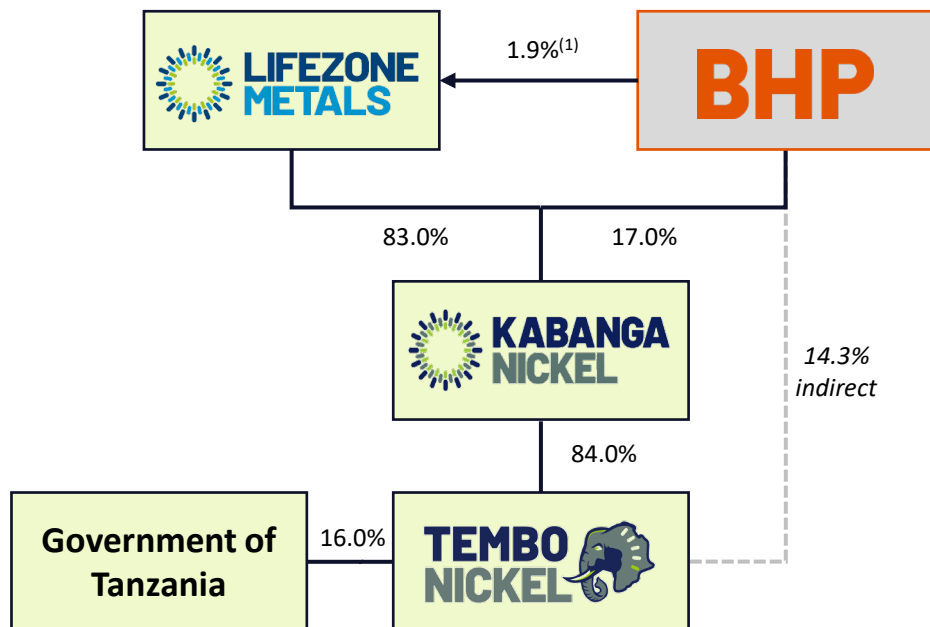
4 – BHP has the option to increase its indirect ownership interest in Tembo Nickel after feasibility studies and certain other conditions to 51.0% of the total voting and economic equity rights at a valuation of 70% of NAV of Tembo Nickel as determined by three independent valuation experts.

5 – Lifezone and BHP have commissioned a definitive feasibility study which will investigate the potential increase in production throughput for the life of mine to a size of up to 3.4 Mt/a.

BHP's Strategic Investment Supports Valuation

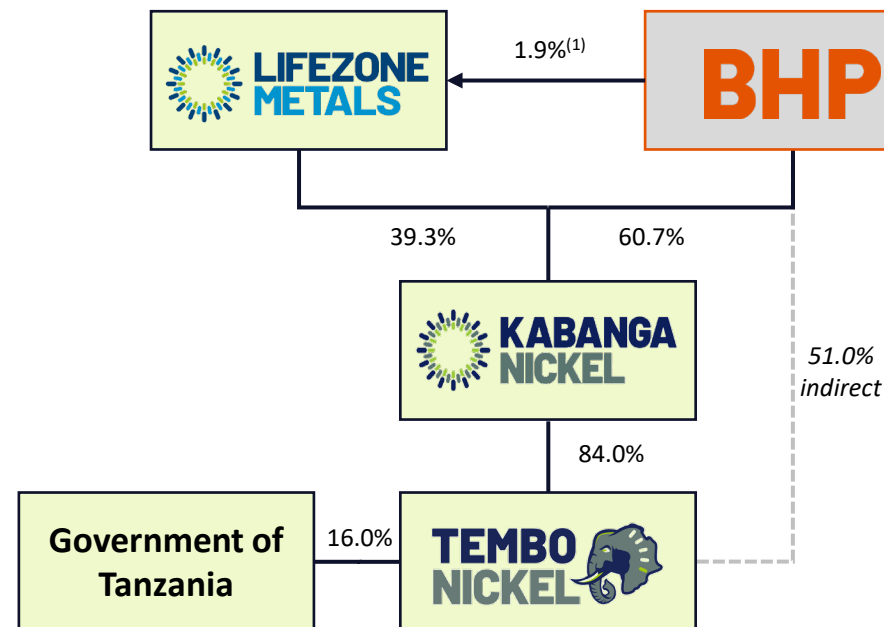
GoGreen merger price at BHP valuation while nickel price +10%⁽¹⁾

Existing Pro Forma Ownership Structure⁽²⁾



- BHP invested \$50 million in December 2021 for 8.9% interest in Kabanga Nickel and 1.9% of Lifezone Metals⁽¹⁾
- In October 2022, BHP agreed to invest an additional \$50 million in Kabanga Nickel (for total ownership of 17.0%) subject to certain regulatory conditions, at an implied Lifezone valuation of \$627 million⁽³⁾ – same rollover equity value agreed in the GoGreen merger⁽⁴⁾

Potential Future Ownership⁽⁴⁾⁽⁵⁾⁽⁶⁾



- BHP has an option to increase its interest in Kabanga Nickel to 60.7% after the feasibility studies, expected in ~12 months, and bringing its indirect ownership to a 51.0% controlling interest of Tembo Nickel
- Upon exercise, BHP will contribute cash to Kabanga Nickel at 0.7x Tembo Nickel NAV valuation, as determined by three independent valuation experts, fund towards the capital expenditure of the project

1 – BHP agreement dated December 24, 2021. Price of nickel was \$20,016 at December 2021 close and appreciated to \$22,142 in October 2022.

2 – BHP's investment in Lifezone Metals is presented on a fully diluted basis after completion of the investment agreed in October 2022.

3 – Based on implied valuation of \$161 million for Lifezone Metals (excluding interest in Kabanga Nickel) and \$466 million for the implied value of Kabanga Nickel to Lifezone Metals for a total of \$627 million.

4 – Excludes value of potential Lifezone's earnout economics and warrants.

5 – BHP's potential future investment is in BHP's sole discretion and is subject to certain conditions being satisfied, in particular, the satisfactory completion of and agreement on the feasibility study, agreement on the joint financial model in respect of the Kabanga project, the completion of an independent valuation of Kabanga Nickel Limited and receipt of any necessary regulatory and tax approvals.

6 – BHP's potential future ownership in Lifezone Metals does not reflect impact of Lifezone merger with GoGreen.

Green Metals Paradox: the “Airstopocalypse”

Metals needed to enable energy transition largely rely on smelting – highly carbon emissive, energy intensive and produces toxic slag



Lifezone's hydromet technology has potential to reduce estimated electricity consumption by up to 87% and CO₂ equivalent emissions by up to 81%⁽¹⁾⁽²⁾

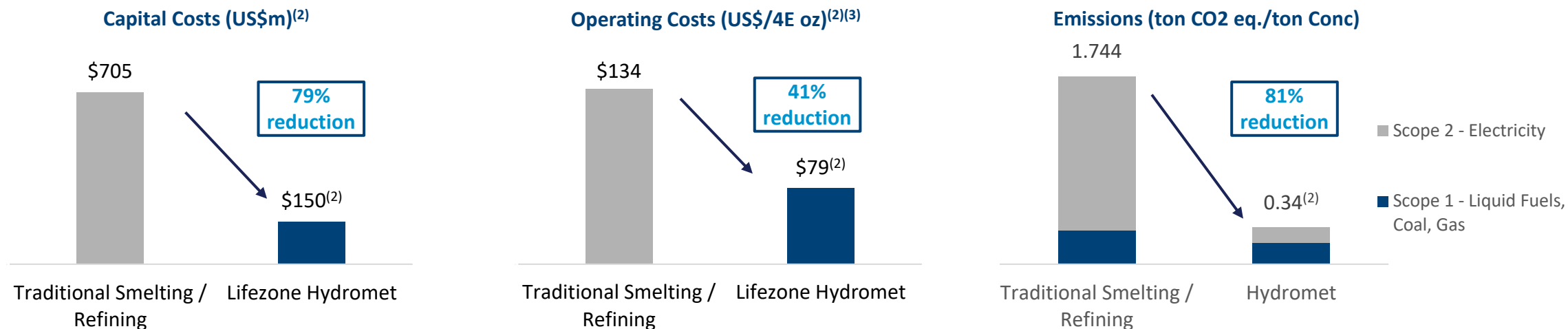
1 – Figures are estimates from Cova Advisory and Associates (an independent ISO 17020 accredited energy Measurement and Verification inspection body) which studied PGM metals at the Sedibelo plant in South Africa under the then-applicable conditions in 2020. This assumes reagents not manufactured on-site. The figures are to be verified once the Sedibelo plant is operational and actual results could differ by specific project.

2 – Example shown is comparing a 280ktpa Lifezone Hydromet PGM plant to the average South African PGM refinery of the same capacity.
Photos by Shutterstock.

The Solution: Hydromet Significant Cost and Emissions Advantages Over Smelting


Analysis of Lifezone hydromet efficacy in PGM metals illustrates potentially superior economic and emissions attributes

Superior Economic and Emissions Profile⁽¹⁾



Key Attributes

- Modular design with economies of scale
- Traditional smelting / refining requires the use of electric arc furnaces, that melt concentrate at 1,200°C in air
- Lifezone's hydromet technology uses pressure oxidation and solvent extraction-electrowinning to extract valuable metals, with no melting of the concentrate



Source: Lifezone proprietary research, SFA (Oxford) Ltd, Gates Notes.

1 – Figures are estimates from Cova Advisory and Associates (an independent ISO 17020 accredited energy Measurement and Verification inspection body) which studied PGM metals at the Sedibelo plant in South Africa under the then-applicable conditions in 2020. This assumes reagents not manufactured on-site. The figures are to be verified once the Sedibelo plant is operational and actual results could differ by specific project.

2 – Internal data from independent study commissioned by Lifezone – SFA (Oxford) Ltd, 2018. Figures presented based on study extracting PGM metals. The example shown above compares a 110 kt/a PGM refining plant which relates to the refinery at Pilanesberg Platinum Mine in South Africa which will utilize the Kell Process technology and an average South African PGM refinery of the same capacity using conventional pyrometallurgical processes.

3 – 4E includes platinum, palladium, rhodium and gold.

Lifezone Hydromet Technology Results in Very High Metal Recoveries in Tests

PGM-Au-Ni-Cu-Co Concentrate		Overall Recoveries into Solution (%)						
Sample ID	Type	Pt	Pd	Rh	Au	Ni	Cu	Co
Kabanga Nickel Scoping Test Results - Test 1 ⁽¹⁾		-	-	-	-	98.5	96.9	97.5
Kabanga Nickel Scoping Test Results - Test 2 ⁽¹⁾		-	-	-	-	99.7	99.6	99.8
A	UG2	99	97	93	99	97	93	99
B	UG2	99	98	96	97	95	96	83
C	Merensky	99	98	97	99	99	99	98
D	UG2-Merensky	99	98	96	99	98	99	93
E	Platreef	99	98	96	99	99	99	99
F	Platreef	98	99	97	96	99	99	99
G	Polymetallic Great Lakes	97	99	95	96	99	99	99
H	Polymetallic Great Lakes	99	99	-	99	99	99	99
I	UG2-Merensky	99	98	90	99	97	96	95
J	Polymetallic North America	95	99	-	99	99	99	98
K	Great Dyke	99	98	95	98	98	98	96
L	Great Dyke	99	98	89	99	99	99	96
M	Polymetallic Australia	99	99	-	92	99	99	93
N	Platreef	98	99	-	97	99	99	99
O	Platreef	97	93	93	94	99	99	98
P	Platreef	99	98	94	97	99	99	98
Q	Ni-Cu-Co Sulphide	-	-	-	-	98	99	99
Mean		98	98	94	97	98	98	96

Au-Ag-Cu-Co-Zn-Pb-Sb Concentrate		Overall Recoveries into Solution (%)						
Sample ID	Type	Au	Ag	Zn	Pb	Cu	Co	Sb
1	High-grade carbonaceous polymetallic ore	91	95	99	95	98	-	-
2	Refractory gold concentrate	96	-	-	-	98	97	-
3	Refractory gold polymetallic concentrate	98	97	99	97	99	-	95
4	Double refractory Cu-Au concentrate	98	98	-	-	99	-	-
5	Refractory gold concentrate	98	98	-	-	-	-	-
Mean		96	97	100	96	99	97	95

Source: Company Study by Liddell, K.S., Adams, M.D., Smith, L.A., and Muller, B Kell hydrometallurgical extraction of precious and base metals from flotation concentrates – Piloting, engineering, and implementation advances. Published in the Journal of the Southern African Institute of Mining and Metallurgy (2019). Testing was performed at Simulus Laboratories in Perth, Australia.

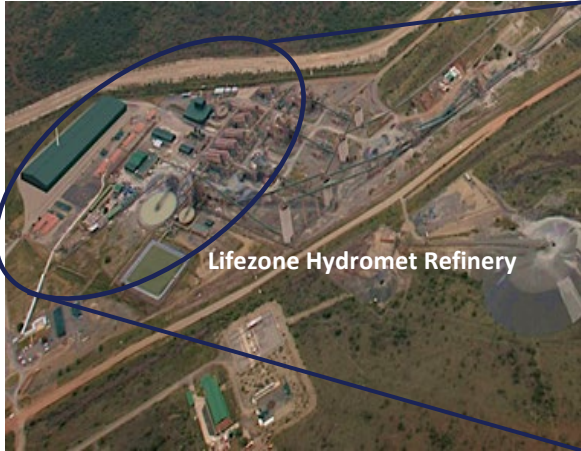
1 – Kabanga nickel results are based upon a scoping sample used in a pressure oxidation test performed at Simulus Laboratories in Perth, Australia on August 8, 2022.

Lifezone Hydromet to be used at Sedibelo Plant in South Africa

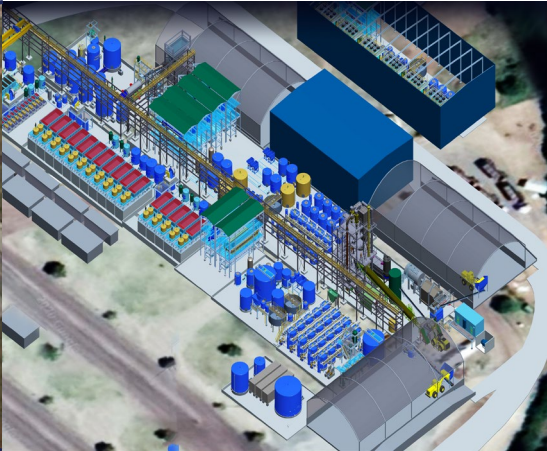
Development underway with first production expected in late 2024 or early 2025

- First Lifezone Hydromet Refinery under development at Sedibelo Resources’ Pilanesberg Platinum Mine (PPM)
- Lifezone has 33% indirect beneficial ownership in the Lifezone Hydromet Refinery and will also receive royalties
- Lifezone's innovative process has the potential to unlock smaller mining companies' reliance on the PGM majors oligopoly of relatively polluting smelters
- The 110,000 tpa plant to produce over 360koz pa of refined 4PGE, Class 1 nickel, copper and cobalt metals⁽¹⁾
- Total capital costs expected to \$125 million, funded between debt and equity from existing shareholders⁽¹⁾
- Lifezone’s financial partners, the Industrial Development Corporation South Africa (IDC) and Sedibelo Resources (owner of PPM) funding relative share of capital costs; IDC and Sedibelo Resources are also funding project debt⁽³⁾
- Refined metals produced will have significantly lower CO₂ equivalent footprints than current production⁽¹⁾

Site Overview



Preliminary Layout



Higher Metal Recoveries⁽²⁾

Metals	Lifezone	Smelting	Benefit
Pt	97-99%	97-98%	+1-2%
Pd	97-99%	96-98%	+2-3%
Rh	90-95%	89-94%	+1%
Au	97-99%	94-97%	+3-5%
Cu	>95%	88-93%	+2-7%
Ni	>95%	89-94%	+1-6%
Co	>95%	25%	+70%

1-3% Higher PGM recoveries

1 – Feasibility Study published by Stimulus Engineering, 2020 plus amounts for owners’ costs, Resources’ Pilanesberg Platinum mine; capital and operating cost estimates subject to current review and update.
2 – SFA (Oxford) Ltd, 2018. Smelting figures are based on Southern African weighted average industry recoveries. Lifezone estimated recoveries as provided by the company.
3 – Lifezone’s indirect equity interest in the Lifezone Hydromet Refinery is held through Kelltech Limited, a joint venture between Lifezone and Orkid S.a.r.l (a wholly owned subsidiary of Sedibelo Resources Limited) (“Orkid”). In case Kelltech Limited (or an entity controlled by Kelltech) requires funding, it may raise funds, amongst other things, by way of a rights issue. If Lifezone wishes to follow its rights under the rights issue, it is entitled to require Orkid to advance a loan to Lifezone of such amount so as to enable Lifezone to subscribe to its share of the rights issue.

Compelling Valuation Under Various Scenarios⁽¹⁾

Illustrative Adjusted EBITDA & valuation sensitivity analysis

Adjusted EBITDA Attributable to Lifezone Metals⁽²⁾

		Nickel Price (\$/metric ton) ⁽⁴⁾						
		\$14,661	\$16,755	\$18,850	\$20,944	\$23,038	\$25,133	\$27,227
		– 30%	– 20%	– 10%		+ 10%	+ 20%	+ 30%
		Revenue (\$/metric ton) ⁽⁵⁾						
		\$400	\$457	\$515	\$572	\$629	\$686	\$743
Opex (\$/metric ton)	\$117	\$390	\$471	\$552	\$634	\$715	\$796	\$878
	\$132	\$367	\$449	\$530	\$611	\$693	\$774	\$855
	\$146	\$345	\$426	\$508	\$589	\$670	\$751	\$833
	\$161	\$322	\$404	\$485	\$566	\$648	\$729	\$810
	\$175	\$300	\$381	\$463	\$544	\$625	\$707	\$788

Implied EV/Adjusted EBITDA⁽³⁾

		Nickel Price (\$/metric ton) ⁽⁴⁾						
		\$14,661	\$16,755	\$18,850	\$20,944	\$23,038	\$25,133	\$27,227
		– 30%	– 20%	– 10%		+ 10%	+ 20%	+ 30%
		Revenue (\$/metric ton) ⁽⁵⁾						
		\$400	\$457	\$515	\$572	\$629	\$686	\$743
	\$117	4.5x	3.7x	3.2x	2.8x	2.5x	2.2x	2.0x
	\$132	4.8x	3.9x	3.3x	2.9x	2.5x	2.3x	2.1x
	\$146	5.1x	4.1x	3.5x	3.0x	2.6x	2.3x	2.1x
	\$161	5.5x	4.4x	3.6x	3.1x	2.7x	2.4x	2.2x
	\$175	5.9x	4.6x	3.8x	3.2x	2.8x	2.5x	2.2x

Analysis excludes: value of Lifezone hydromet technology, potential Kabanga project upsizing and exploration upside, and Sedibelo project value

1 – Illustrative financial metrics based on the Company's cost and metal price estimates.

2 – Based upon 2.2 mt/a annual ore capacity and reflects 83.0% ownership in Kabanga Nickel and 69.7% implied net ownership in Tembo. Analysis is presented on a post-capital return basis as it relates to the Government of Tanzania's carry (total project Adjusted EBITDA multiplied by implied Tembo ownership); pre-capital return on the Government of Tanzania's carry would be higher and derived by total project Adjusted EBITDA multiplied by Kabanga Nickel ownership. Note that Lifezone and BHP have commissioned a definitive feasibility study which will investigate the potential increase in production throughput for the life of mine to a size of up to 3.4 Mt/a.

3 – Numerator is the sum of Lifezone Metals' 83.0% attributable portion of \$1.3 billion project estimated capex plus transaction enterprise value of \$681 million.

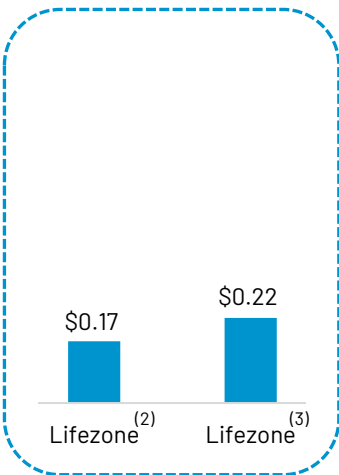
4 – Nickel price sensitivity is presented as a proxy for prices for copper and cobalt; the base nickel price assumption of \$20,944 per metric ton corresponds with a copper price of \$8,818 per metric ton and cobalt price of \$57,320 per metric ton.

5 – Revenue per ton is derived by applying ore grade, concentrator recovery and refining recovery factors to respective assumed metals prices.

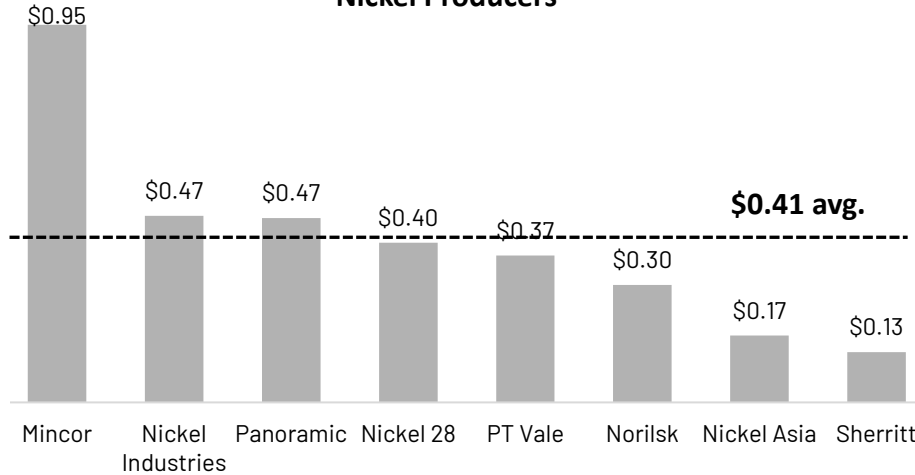
Note: See 'Use of Projections' and 'Financial Measures; Non-GAAP Financial Measures' on slides 3 and 4, respectively, and Adjusted EBITDA reconciliation on slide 46-48.

Public Valuation Comps

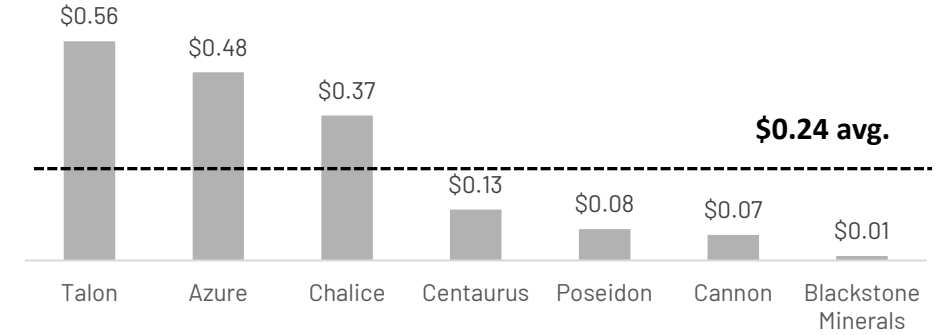
EV/M&I+I (US\$/lb NiEq)



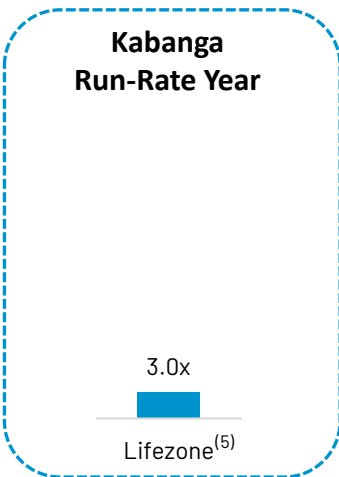
Nickel Producers⁽¹⁾



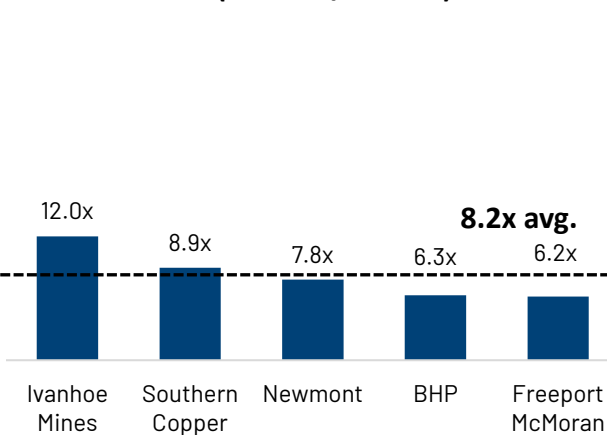
Nickel Developers⁽¹⁾



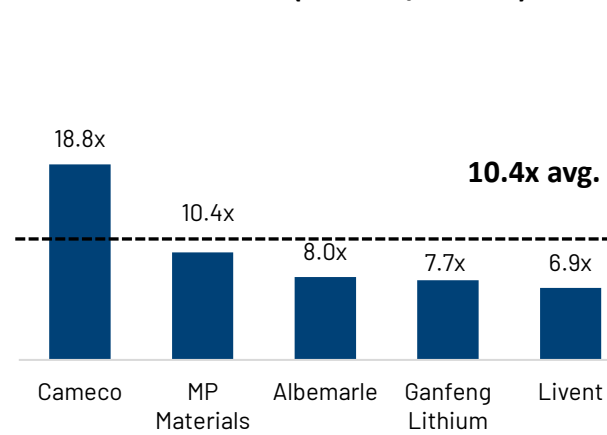
EV/Adjusted EBITDA⁽⁴⁾



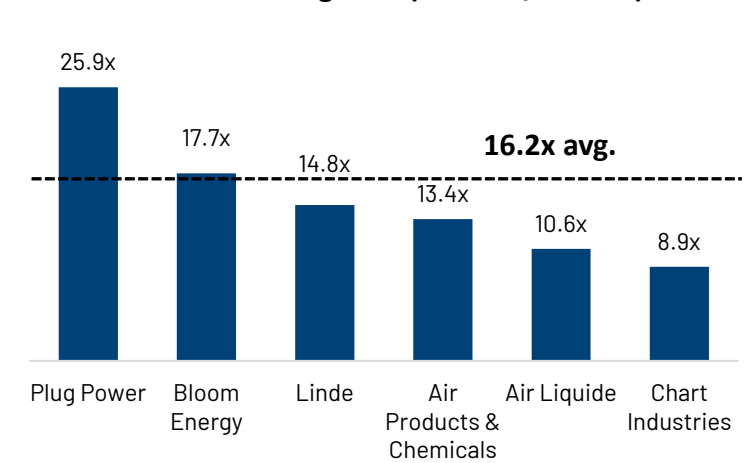
Miners (2024 EV/EBITDA)⁽⁶⁾



Clean Metals (2024 EV/EBITDA)⁽⁶⁾



Clean Processing Tech (2024 EV/EBITDA)⁽⁶⁾



1 – Factset as of December 12, 2022, company filings.

2 – Adjusted to remove non-resource value. Numerator is transaction enterprise value of \$681 million less \$161 million for value ascribed to hydromet business, and the denominator is 3,129Mlbs. (2.036 Mt NiEq at the mine level multiplied by 2.2046 to convert to lbs. and multiplied by the 69.7% net interest attributable to Lifezone).

3 – Lifezone EV/M&I+I. Numerator is enterprise value of \$681 million and the denominator is 3,129Mlbs. (2.036 Mt NiEq at the mine level multiplied by 2.2046 to convert to lbs. and multiplied by the 69.7% net interest attributable to Lifezone).

4 – For illustration purposes only. Different companies may report EBITDA differently and thus the figures presented herein may not be comparable. No adjustment has been made to reported EBITDA figures to align any potential discrepancies.

5 – Lifezone enterprise value calculated as \$681 million transaction enterprise value plus Lifezone's current 83.0% attributable portion of \$1.3 billion project capex; Lifezone EBITDA presented based on \$589 million run-rate EBITDA as shown on slide 34.

6 – Bloomberg as of December 12, 2022.

Flexibility to Fully Fund Kabanga Project Enhanced by Proposed Transaction

Potential catalysts over next 18 months

Funding Kabanga Nickel Project

- Lifezone believes becoming a public company will raise Kabanga's profile and result in increased competitive tension in an offtake sales process among OEMs for Lifezone's potentially "greener" nickel
- Lifezone intends to market to strategic investors through the closing process to minimize the potential funding gap
- Minimum cash proceeds in the contemplated Transaction, in addition to cash on balance sheet, expected to fully fund the business through final investment decision ("FID"), which is expected in late 2023 or early 2024
- Lifezone may need significant capital at FID to fund project construction. We believe options to accretively fund the project include:
 - Monetizing a portion of Lifezone's interest in Kabanga
 - Strategic capital from OEMs and offtake customers
 - Monetizing non-core cobalt and copper metal streams
 - Project-level equity and debt financing

Potential Upcoming Catalysts

- Kabanga expects to launch competitive offtake process for our potentially "greener" nickel upon closing the Transaction and announce offtake partner(s) prior to FID
- Lifezone is exploring upsizing the annual capacity of the Kabanga Project which, if upsized, could significantly increase Kabanga's net asset value
- Kabanga will continue exploration of its mineral licenses and prospects over the next 12 months that could expand the resource base
- Lifezone is in discussions with commercial partners for projects that may utilize its hydromet refining technology and new licensing/royalty projects
- Lifezone is evaluating potential new resource development projects

Proposed Transaction Overview

Sources

Redemption Scenario	0%	90%
GOGN Cash in Trust ⁽¹⁾	\$282	\$28
Lifzone Metals Existing Cash ⁽²⁾	39	39
Lifzone Metals Equity Roll-Over	627	627
PIPE	70	70
Total Sources	\$1,017	\$764

Uses

Redemption Scenario	0%	90%
Cash to Balance Sheet ⁽¹⁾⁽²⁾⁽³⁾	\$357	\$104
Lifzone Metals Equity Roll-Over	627	627
Estimated Fees & Expenses ⁽³⁾	33	33
Total Uses	\$1,017	\$764

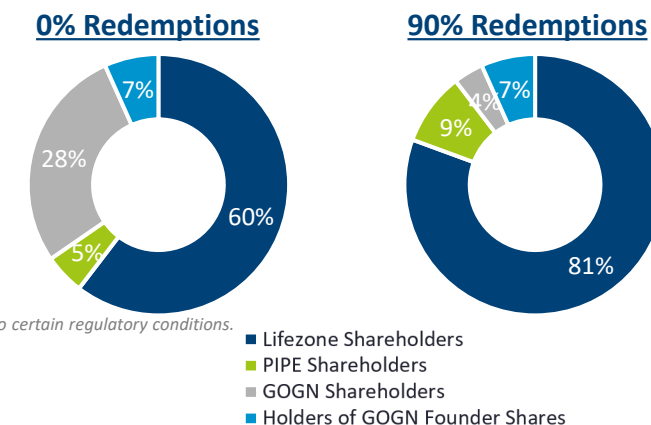
Capitalization

Redemption Scenario	0%	90%
Share Price	\$10.00	\$10.00
Pro Forma Shares Outstanding ⁽¹⁾⁽⁴⁾⁽⁵⁾⁽⁶⁾	103.8	77.8
Equity Value⁽¹⁾⁽⁴⁾⁽⁵⁾⁽⁶⁾	\$1,038	\$778
Less: Pro Forma Net Cash ⁽¹⁾⁽²⁾⁽³⁾	(\$357)	(\$104)
Enterprise Value⁽⁴⁾⁽⁵⁾⁽⁶⁾	\$681	\$674

Commentary

- \$282 million GOGN cash in trust⁽¹⁾ & \$70 million fully committed PIPE
- 100% of Lifzone's existing shareholders expected to roll-over into the combined entity⁽⁷⁾
- Strengthen balance sheet (\$318 million projected net cash)⁽¹⁾⁽²⁾⁽³⁾ to execute on business strategy

Pro Forma Ownership



1 – Assumes no redemptions by GOGN's public shareholders and cash in trust as of June 30, 2022.

2 – Lifzone Metals consolidated cash balance as of June 30, 2022 and excludes impact from BHP's October 2022 agreement to invest \$50 million in Kabanga Nickel Limited, a subsidiary of Lifzone Limited, which is subject to certain regulatory conditions.

3 – Assumes \$33 million in estimated transaction fees.

4 – Excludes impact of ~14.5MM warrants with a strike price of \$11.50.

5 – Excludes impact of Lifzone 5-year earnout of ~12.4MM shares with a vesting price of \$14.00 and ~12.4MM shares with a vesting price of \$16.00.

6 – Excludes impact of GOGN sponsor 5-year earnout of 0.86MM shares with a vesting price of \$14.00 and 0.86MM shares with a vesting price of \$16.00.

7 – Excluding a carve-out for amounts to cover potential tax liabilities for certain individuals incurred as a result of the proposed merger transaction.

Conclusion

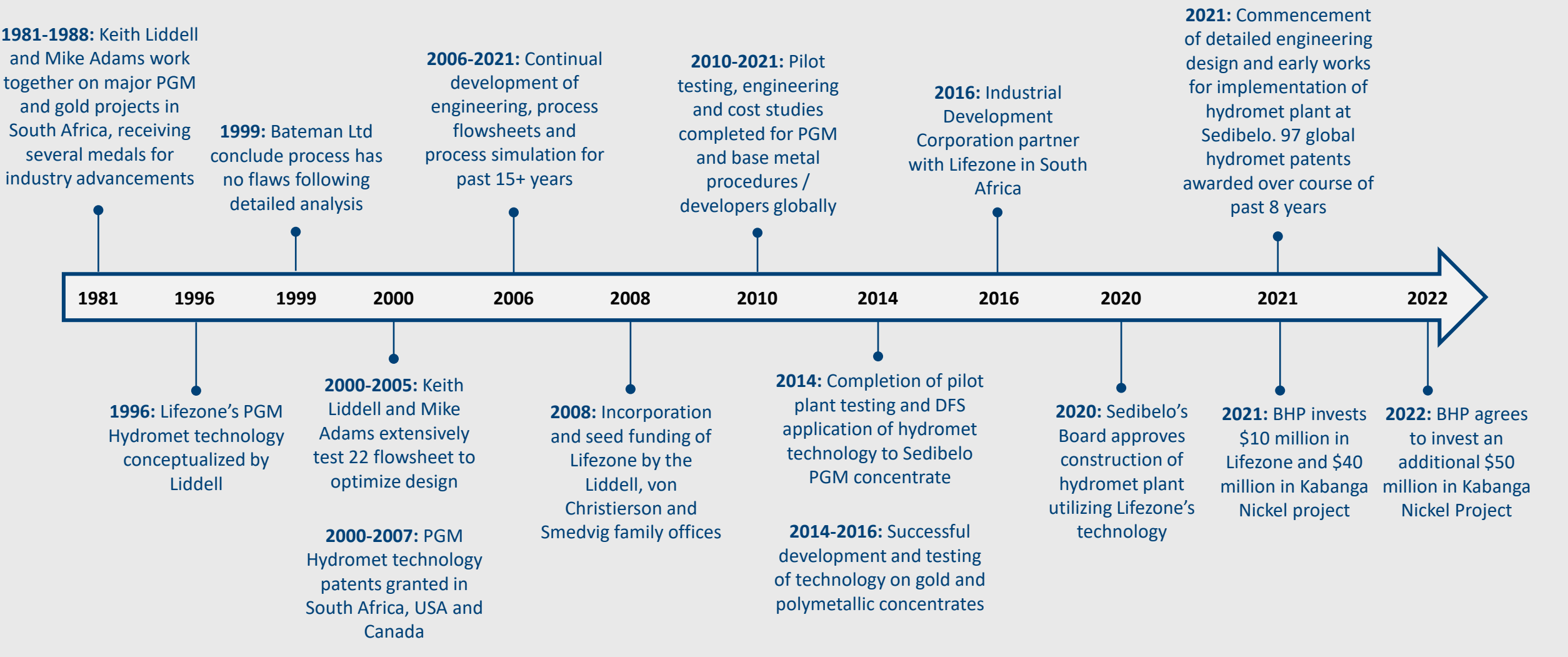
- 1 **Compelling Outlook for Nickel Supply/Demand and Responsibly Sourced “Green” Metals**
- 2 **One of the World's Largest & Highest-Grade Undeveloped Nickel Sulphide Deposits⁽¹⁾**
- 3 **Leading Strategic Partner BHP Supports Economics & Enhances Project Execution**
- 4 **Meaningfully Lower Emissions⁽²⁾ Expected via Lifezone’s Proprietary Green Hydromet Technology**
- 5 **Hydromet Technology Licensing Growth Potential in Mining & Recycling**
- 6 **Attractive Valuation**
- 7 **Experienced Leadership & Project Execution Team**



1 – Based on analysis of the largest undeveloped nickel deposits from S&P Capital IQ Pro, as modified per public data on each mining project. The Kabanga Project's resource metrics reflect the measured, indicated and inferred resources referred to in the Historical Mineral Resource Estimate from the TRS, as set out on slide 24.

2 – Compared to traditional smelting and refining.

Lifezone Technology Timeline



Largest 20 Nickel Deposits

Largest 20 Nickel Deposits Ranked by Grade⁽¹⁾⁽²⁾

Project	Operator	Location	Type	M&I+I Resource		
				Grade	Contained	Ni / NiEq
				(%)	(Kt)	(%)
Kabanga	Lifezone	Tanzania	Sulphide	3.3%	1,900	79.6%
Sudbury (Vale)	Vale	Ontario	Sulphide	3.0%	3,665	48.8%
Taimyr	Norilsk	Siberia	Sulphide	2.6%	55,644	27.5%
Koniambo	Glencore	New Caledonia	Laterite	2.5%	3,426	100.0%
PTVI	Vale	Indonesia	Laterite	1.7%	3,720	100.0%
Onca Puma	Vale	Brazil	Laterite	1.4%	2,169	100.0%
Moa Bay	Sherrit	Cuba	Laterite	1.3%	2,466	74.0%
Murrin Murrin	Glencore	Australia	Laterite	1.2%	2,479	81.8%
Ambatovy	Sumitomo	Madagascar	Laterite	1.1%	2,832	80.6%
Central Musgrave	Metals X	Australia	Laterite	1.1%	2,376	82.2%
Cerro Matoso	South 32	Colombia	Laterite	0.9%	2,878	100.0%
Kola	Norilsk	Siberia	Sulphide	0.8%	3,898	81.0%
Kalgoorlie	Ardea	Australia	Laterite	0.8%	6,930	84.8%
Nickel West	BHP	W. Australia	Sulphide	0.7%	7,372	100.0%
Ravensthorpe	First Quantum	W. Australia	Laterite	0.6%	1,953	87.9%
West Musgrave	Oz Minerals	W. Australia	Sulphide	0.5%	2,107	57.0%
Crawford	Canada Nickel	Ontario	Sulphide	0.4%	8,503	59.2%
NorthMet	PolyMet	Minnesota	Sulphide	0.3%	3,099	25.3%
Turnagain	Gigametals	BC	Sulphide	0.2%	6,654	85.9%
Decar	FPX	BC	Sulphide	0.1%	3,111	100.0%



Tier 1 Asset

- ✓ Positioned attractively amongst top 2 nickel deposits globally



Resource Grade

- ✓ Kabanga NiEq. grade of 3.28% is the highest amongst the Top 20 Nickel Deposits

Source: S&P Capital IQ Pro, as modified per public data on each project.

1 – NiEq. Values calculated using input prices of Nickel:\$20,944/T, Copper \$8,818/T and Cobalt \$57,320/T, Chrome \$4,409/T, Platinum \$1,046/oz, Palladium \$1,946/oz, Gold \$1,798oz, Zinc \$3,247/T, Silver \$23.11/oz. No value was assigned for Iron. No additional recoveries or payabilities have been applied to published data.

2 – The Ni/NiEq % is based on nickels value in-situ versus the other elements according to the above pricing mechanisms

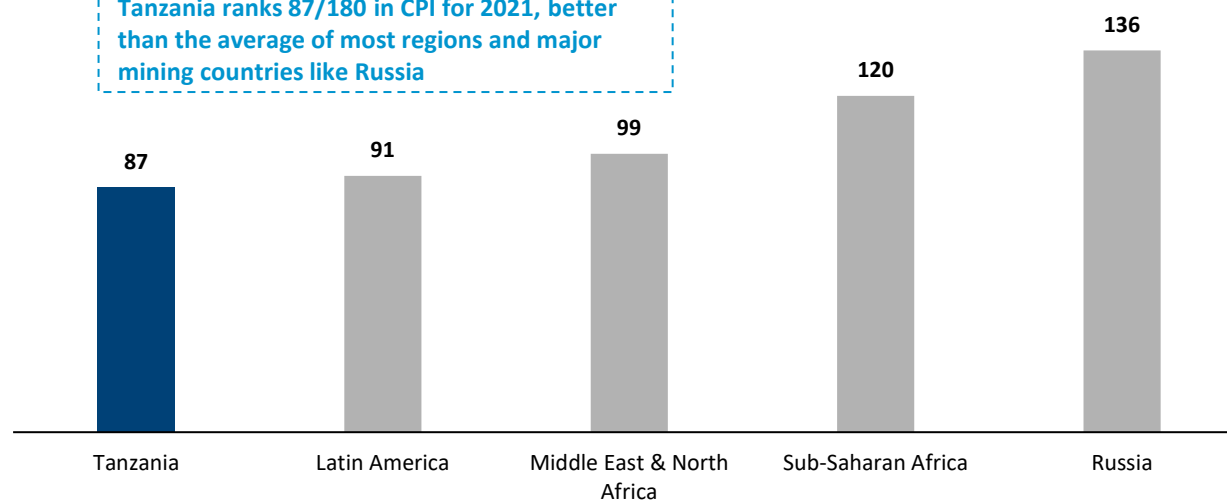
Aligned with Lifezone's Partner, the Government of Tanzania

President Samia Suluhu Hassan in office since March of 2021, focus on investment and international engagement

- Strengthening ties between Tanzania and the US highlighted by President Samia's recent visit with VP Harris, resulting in \$1 billion of targeted investment from US companies⁽¹⁾
- Government of Tanzania has signed 5 mining licenses in the last year
- Lifezone believes that execution of the Kabanga Nickel project would add ~6% to Government of Tanzania revenues⁽³⁾
- Attractive business climate reflected by negotiations for \$30 billion of LNG investments from major international oil & gas companies

Transparency International 2021 Corruption Perception Index Rank⁽²⁾

Tanzania ranks 87/180 in CPI for 2021, better than the average of most regions and major mining countries like Russia



"The United States and Tanzania have enjoyed relations for the last 60 years; my government would like to see the relations grow further and strengthened to greater heights. I would like to express my government's appreciation to the US government for invaluable development assistance and great work the US aid has been doing in Tanzania over the years particularly on the social and economic development"

Samia Suluhu Hassan, President of Tanzania (April, 2022)

1 – The Citizen, April 2022.

2 – Transparency International. Rank system is out of 180 with 1 being the best. Regions use the average rank of the respective countries.

3 – Based on Tanzania 2020-2021 budget of 34.9 trl TZS, or approximately \$15 billion, and Government of Tanzania's estimated proportional Adjusted EBITDA in the project based on a 2.2mt development plan.

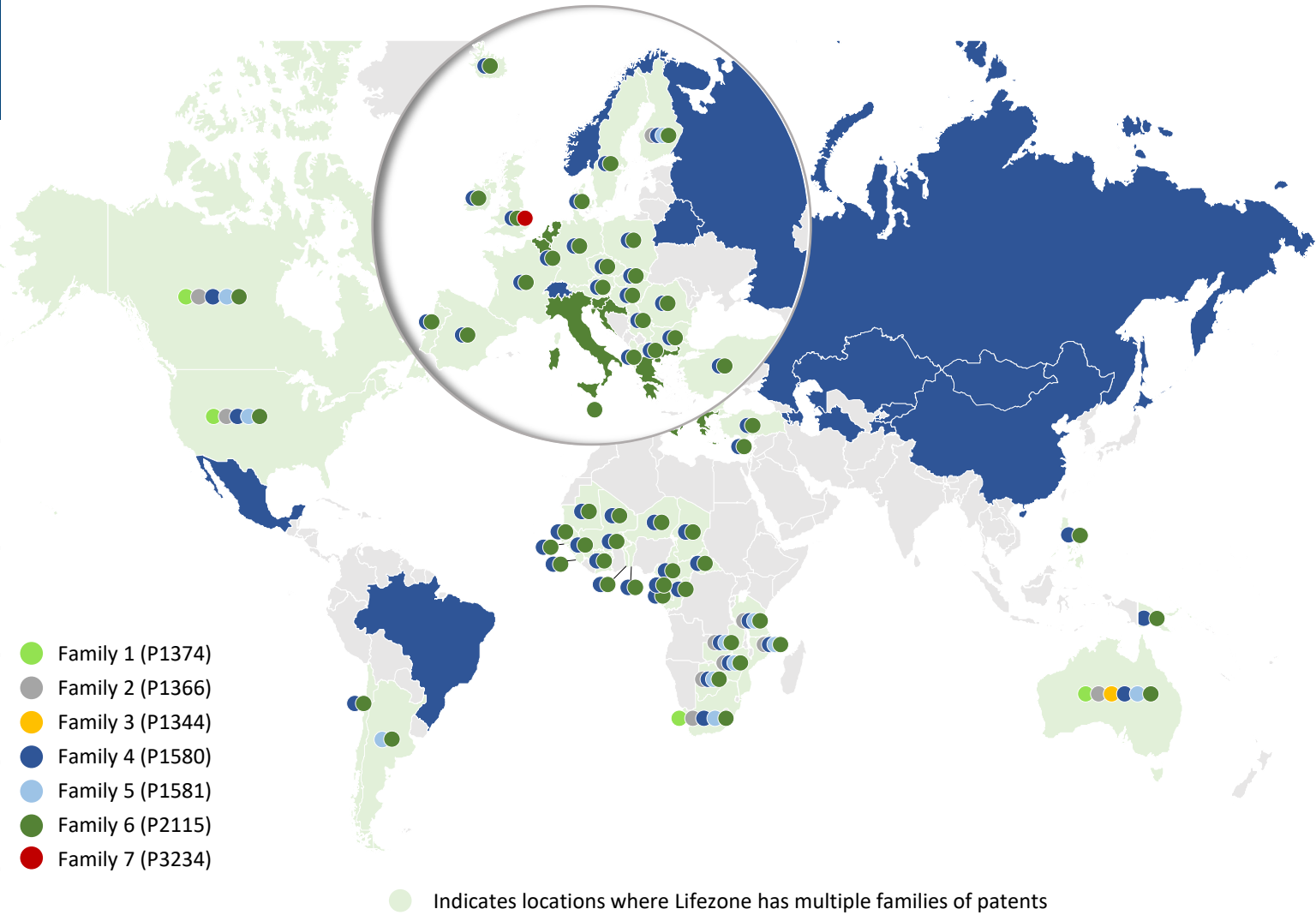
Strong Global IP Protection with Over 100 Patents in Lifezone’s Portfolio

Lifezone’s Main Patent Families

Patent number	Filing date	Patent’s area of focus
US6,579,504 ⁽¹⁾	12/07/2013	PGM Kell process original concept presentation
US9,540,706	12/07/2013	PGM Kell process iron and sulphur separation and removal
AU2013263848	29/11/2013	Recovery of PGMs, base metals and scandium from oxides and laterites
US9,982,320	24/11/2015	Gold and silver KellGold process original concept presentation
US10,011,889	25/11/2015	Recovery and separation of elements from solution streams
US10,988,826	21/6/2018	Multiple leach process for separation and recovery of metals
GB2118901.4 ⁽²⁾	23/12/2021	Hydrogen-based extraction of metals from feed materials

1 – Not currently active
2 – Priority application, pending.

Global Footprint of Lifezone’s Patents



Lifezone's Hydromet Technology Provides Licensing Growth Opportunity

Lifezone's technology can penetrate global metal refining opportunities across copper, nickel, gold, and PGM metals



1 – Figures are estimates from Cova Advisory and Associates (an independent ISO 17020 accredited energy Measurement and Verification inspection body) which studied PGM metals at the Sedibelo plant in South Africa under the then-applicable conditions in 2020. This assumes reagents not manufactured on-site. The figures are to be verified once the Sedibelo plant is operational and actual results could differ by specific project.

2 – Internal data from independent study commissioned by Lifezone – SFA (Oxford) Ltd, 2018. The Journal of the Southern African Institute of Mining and Metallurgy (2019); actual values will vary according to site specific factors.

Lifezone Recycling Can Decarbonize Secondary Supply Chain of Green Metals

The Problem
Multiple cycles of recycling through smelting dramatically increases the carbon footprint of “green” metals

The Solution⁽¹⁾
Lifezone Hydromet process has the potential to be used to cleanly and economically recycle critical elements

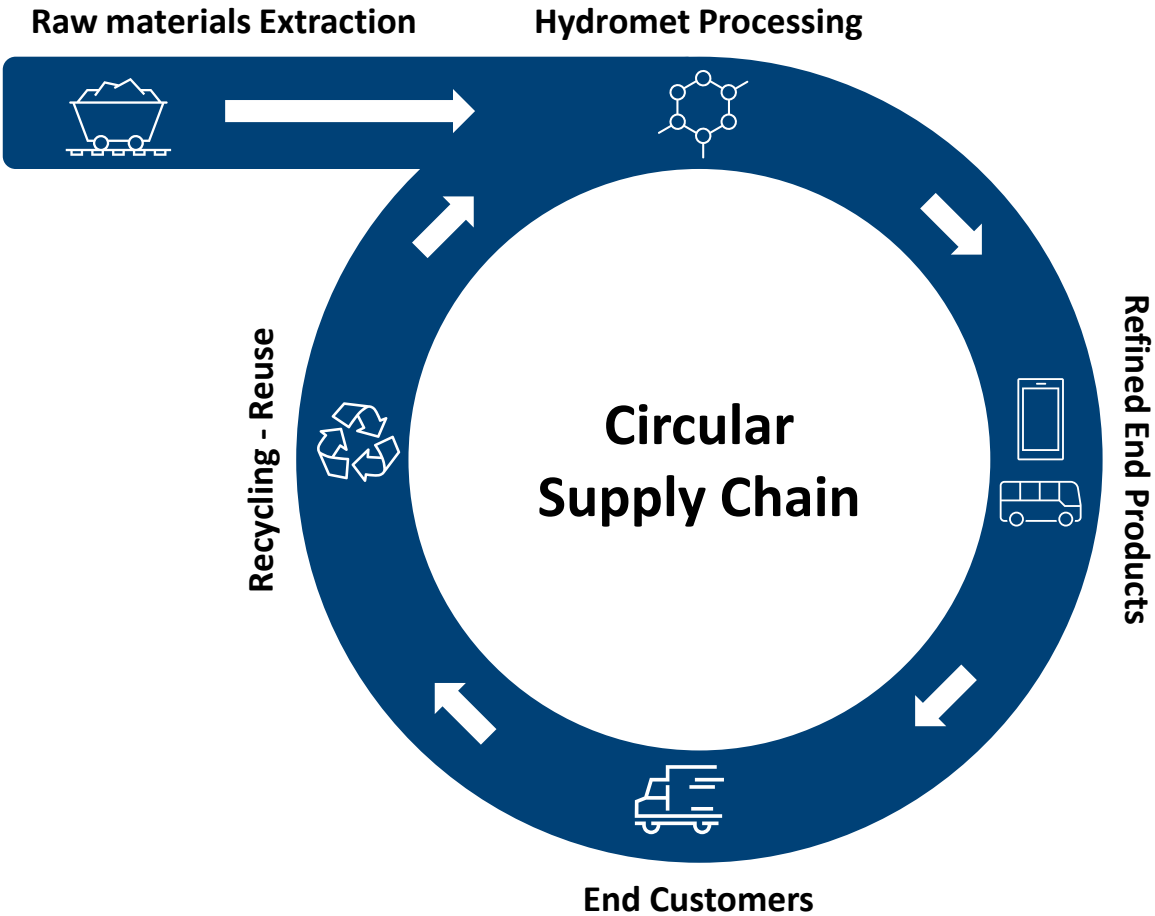
Spent Catalytic Converters
PGM Metals



Used EV Batteries / Black Mass
Base Metals



Electronic Waste
PGM & Base Metals



1 – The Hydromet process has not been tested for recycling of base metals.

Adjusted EBITDA Reconciliation

Illustrative sensitivity analysis

Based on Cost per Ton of:	\$117						
Nickel price (\$/ton)	\$14,661	\$16,755	\$18,850	\$20,944	\$23,038	\$25,133	\$27,227
Copper price (\$/ton)	\$6,173	\$7,055	\$7,937	\$8,818	\$9,700	\$10,582	\$11,464
Cobalt price (\$/ton)	\$40,124	\$45,856	\$51,588	\$57,320	\$63,052	\$68,784	\$74,516
Metal Price Sensitivity	– 30%	– 20%	– 10%	Base	+ 10%	+ 20%	+ 30%

Adjusted EBITDA Attributable to Lifezone Metals Reconciliation

Revenue (\$ million) ⁽¹⁾⁽⁴⁾	881	1006	1132	1258	1384	1510	1635
Opex & royalties (\$ million) ⁽²⁾	322	331	340	349	358	368	377
Kabanga Project Adjusted EBITDA (\$ million)	559	676	792	909	1026	1142	1259
Adjusted EBITDA attributable to Lifezone Metals (\$ million)⁽³⁾	390	471	552	634	715	796	878

Based on Cost per Ton of:	\$132						
Nickel price (\$/ton)	\$14,661	\$16,755	\$18,850	\$20,944	\$23,038	\$25,133	\$27,227
Copper price (\$/ton)	\$6,173	\$7,055	\$7,937	\$8,818	\$9,700	\$10,582	\$11,464
Cobalt price (\$/ton)	\$40,124	\$45,856	\$51,588	\$57,320	\$63,052	\$68,784	\$74,516
Metal Price Sensitivity	– 30%	– 20%	– 10%	Base	+ 10%	+ 20%	+ 30%

Adjusted EBITDA Attributable to Lifezone Metals Reconciliation

Revenue (\$ million) ⁽¹⁾⁽⁴⁾	881	1006	1132	1258	1384	1510	1635
Opex & royalties (\$ million) ⁽²⁾	354	363	372	381	390	400	409
Kabanga Project Adjusted EBITDA (\$ million)	527	644	760	877	993	1110	1227
Adjusted EBITDA attributable to Lifezone Metals (\$ million)⁽³⁾	367	449	530	611	693	774	855

1 – Revenue includes (i) revenue from sale of nickel, copper and cobalt; (ii) Annual rate of production: 2.2 million tons; (iii) Refinery recovery: Ni=98%, Cu=99%, Co=99%; (iv) Concentrate recovery: Ni=89%, Cu=86%, Co=89%; (v) Ore grade: Ni=2.61%, Cu=0.35%, Co=0.19%; (vi) Metal content in concentrate = (annual rate of production x ore grade x concentrate recovery) x 1 million; (vii) Refined metal production = (metal content in concentrate x refinery recovery); and (viii) Revenue = (refined metal production x metal price)/1 million.

2 – Royalties = Royalties and other similar payments composed of local government levy, Tanzanian government royalty and inspection fees. These do not include the cost (absolute or proportionate) of the royalties which will be owed to Lifezone, as these will be paid to Lifezone and be included in Lifezone Metals' consolidated results.

3 – Adjusted EBITDA attributable to Lifezone Metals = (Kabanga Project EBITDA x % shareholding of Kabanga Nickel in Tembo Nickel (84%) x % shareholding of Lifezone in Kabanga Nickel (82.99%)).

4 – Adjusted EBITDA attributable to Lifezone Metals cannot be reconciled to Lifezone Metals' net income due to unavailability of amounts related to taxes, depreciation, amortization, interest expense and other revenue and costs for the IP business.

Note: Base operating cost assumptions of \$146/ton is based on the following assumptions provided by the Company: Mining Costs (\$50/ton), Processing Costs (\$13/ton), Refinery Costs (\$62/ton), Transport Costs (\$9/ton) and G&A (\$13/ton). Analysis presents a sensitivity to 10%, 20%, and 30% higher and lower operating costs to this base case.

Adjusted EBITDA Reconciliation (Cont.)

Illustrative sensitivity analysis

Based on Cost per Ton of:	\$146						
Nickel price (\$/ton)	\$14,661	\$16,755	\$18,850	\$20,944	\$23,038	\$25,133	\$27,227
Copper price (\$/ton)	\$6,173	\$7,055	\$7,937	\$8,818	\$9,700	\$10,582	\$11,464
Cobalt price (\$/ton)	\$40,124	\$45,856	\$51,588	\$57,320	\$63,052	\$68,784	\$74,516
Metal Price Sensitivity	– 30%	– 20%	– 10%	Base	+ 10%	+ 20%	+ 30%

Adjusted EBITDA Attributable to Lifezone Metals Reconciliation

Revenue (\$ million) ⁽¹⁾⁽⁴⁾	881	1006	1132	1258	1384	1510	1635
Opex & royalties (\$ million) ⁽²⁾	386	395	404	413	423	432	441
Kabanga Project Adjusted EBITDA (\$ million)	495	611	728	845	961	1078	1194
Adjusted EBITDA attributable to Lifezone Metals (\$ million)⁽³⁾	345	426	508	589	670	751	833

Based on Cost per Ton of:	\$161						
Nickel price (\$/ton)	\$14,661	\$16,755	\$18,850	\$20,944	\$23,038	\$25,133	\$27,227
Copper price (\$/ton)	\$6,173	\$7,055	\$7,937	\$8,818	\$9,700	\$10,582	\$11,464
Cobalt price (\$/ton)	\$40,124	\$45,856	\$51,588	\$57,320	\$63,052	\$68,784	\$74,516
Metal Price Sensitivity	– 30%	– 20%	– 10%	Base	+ 10%	+ 20%	+ 30%

Adjusted EBITDA Attributable to Lifezone Metals Reconciliation

Revenue (\$ million) ⁽¹⁾⁽⁴⁾	881	1006	1132	1258	1384	1510	1635
Opex & royalties (\$ million) ⁽²⁾	418	427	436	446	455	464	473
Kabanga Project Adjusted EBITDA (\$ million)	463	579	696	812	929	1046	1162
Adjusted EBITDA attributable to Lifezone Metals (\$ million)⁽³⁾	322	404	485	566	648	729	810

1 – Revenue includes (i) revenue from sale of nickel, copper and cobalt; (ii) Annual rate of production: 2.2 million tons; (iii) Refinery recovery: Ni=98%, Cu=99%, Co=99%; (iv) Concentrate recovery: Ni=89%, Cu=86%, Co=89%; (v) Ore grade: Ni=2.61%, Cu=0.35%, Co=0.19%; (vi) Metal content in concentrate = (annual rate of production x ore grade x concentrate recovery) x 1 million; (vii) Refined metal production = (metal content in concentrate x refinery recovery); and (viii) Revenue = (refined metal production x metal price)/1 million.

2 – Royalties = Royalties and other similar payments composed of local government levy, Tanzanian government royalty and inspection fees. These do not include the cost (absolute or proportionate) of the royalties which will be owed to Lifezone, as these will be paid to Lifezone and be included in Lifezone Metals' consolidated results.

3 – Adjusted EBITDA attributable to Lifezone Metals = (Kabanga Project EBITDA x % shareholding of Kabanga Nickel in Tembo Nickel (84%) x % shareholding of Lifezone in Kabanga Nickel (82.99%)).

4 – Adjusted EBITDA attributable to Lifezone Metals cannot be reconciled to Lifezone Metals' net income due to unavailability of amounts related to taxes, depreciation, amortization, interest expense and other revenue and costs for the IP business.

Note: Base operating cost assumptions of \$146/ton is based on the following assumptions provided by the Company: Mining Costs (\$50/ton), Processing Costs (\$13/ton), Refinery Costs (\$62/ton), Transport Costs (\$9/ton) and G&A (\$13/ton). Analysis presents a sensitivity to 10%, 20%, and 30% higher and lower operating costs to this base case.

Adjusted EBITDA Reconciliation (Cont.)

Illustrative sensitivity analysis

Based on Cost per Ton of:		\$175						
Nickel price (\$/ton)		\$14,661	\$16,755	\$18,850	\$20,944	\$23,038	\$25,133	\$27,227
Copper price (\$/ton)		\$6,173	\$7,055	\$7,937	\$8,818	\$9,700	\$10,582	\$11,464
Cobalt price (\$/ton)		\$40,124	\$45,856	\$51,588	\$57,320	\$63,052	\$68,784	\$74,516
Metal Price Sensitivity		– 30%	– 20%	– 10%	Base	+ 10%	+ 20%	+ 30%
Adjusted EBITDA Attributable to Lifezone Metals Reconciliation								
Revenue (\$ million) ⁽¹⁾⁽⁴⁾		881	1006	1132	1258	1384	1510	1635
Opex & royalties (\$ million) ⁽²⁾		450	459	469	478	487	496	505
Kabanga Project Adjusted EBITDA (\$ million)		430	547	664	780	897	1014	1130
Adjusted EBITDA attributable to Lifezone Metals (\$ million)⁽³⁾		300	381	463	544	625	707	788

1 – Revenue includes (i) revenue from sale of nickel, copper and cobalt; (ii) Annual rate of production: 2.2 million tons; (iii) Refinery recovery: Ni=98%, Cu=99%, Co=99%; (iv) Concentrate recovery: Ni=89%, Cu=86%, Co=89%; (v) Ore grade: Ni=2.61%, Cu=0.35%, Co=0.19%; (vi) Metal content in concentrate = (annual rate of production x ore grade x concentrate recovery) x 1 million; (vii) Refined metal production = (metal content in concentrate x refinery recovery); and (viii) Revenue = (refined metal production x metal price)/1 million.

2 – Royalties = Royalties and other similar payments composed of local government levy, Tanzanian government royalty and inspection fees. These do not include the cost (absolute or proportionate) of the royalties which will be owed to Lifezone, as these will be paid to Lifezone and be included in Lifezone Metals' consolidated results.

3 – Adjusted EBITDA attributable to Lifezone Metals = (Kabanga Project EBITDA x % shareholding of Kabanga Nickel in Tembo Nickel (84%) x % shareholding of Lifezone in Kabanga Nickel (82.99%)).

4 – Adjusted EBITDA attributable to Lifezone Metals cannot be reconciled to Lifezone Metals' net income due to unavailability of amounts related to taxes, depreciation, amortization, interest expense and other revenue and costs for the IP business.

Note: Base operating cost assumptions of \$146/ton is based on the following assumptions provided by the Company: Mining Costs (\$50/ton), Processing Costs (\$13/ton), Refinery Costs (\$62/ton), Transport Costs (\$9/ton) and G&A (\$13/ton). Analysis presents a sensitivity to 10%, 20%, and 30% higher and lower operating costs to this base case.